Cottage alphabet with apple trees

Needlepoint pattern | 160 x 160 stitches | 16 x 16 in (40.6 x 40.6 cm) on 10 mesh | 18 colors



Thread key, DMC

			stitches	yards	skeins
●	ECRU	Ecru	12,708	157	20
□	815	Medium Garnet	3,420	43	6
△	3345	Dark Hunter Green	2,168	27	4
◆	3328	Dark Salmon	1,612	20	3
▽	801	Dark Coffee Brown	1,459	18	3
★	803	Ultra Very Dark Baby Blue	1,305	17	2
❖	3865	Winter White	796	10	2
X	3347	Medium Yellow Green	430	6	1
O	3820	Dark Straw	418	6	1
+	739	Ultra Very Light Tan	402	5	1
=	680	Dark Old Gold	264	4	1
Z	869	Very Dark Hazelnut Brown	202	3	1
A	676	Light Old Gold	146	2	1
V	433	Medium Brown	105	2	1
T	349	Dark Coral	87	2	1
N	3023	Light Brown Gray	70	1	1
S	3022	Medium Brown Gray	6	1	1
K	3371	Black Brown	2	1	1

One chart square is one tent stitch over one canvas intersection.

Cut the canvas at least 20 x 20 in (50.8 x 50.8 cm) for 10 mesh: the design and 2 in (5.1 cm) of margin on every side.

25,600 stitches in all. Start from the center: a red arrow above the chart marks the center column, and one to the left of it the center row. The arrows are on the pages those lines cross.

The chart is on 5 pages, each cut to what is stitched: bare canvas has no page, and a join falls on plain ground where it can. Pages 2 and 3 are turned on their side, for a part that is wider than it is tall. Where chart pages join, gray squares repeat two rows or columns. The small picture at the top of each chart page shows which part it is.

Thread: pearl cotton size 3, 2 strands in the needle on 10 mesh, about 51 skeins of 16.4 yd in all. Or six-strand floss, 8 to 10 strands, about 71 skeins of 8.7 yd; or tapestry wool, 1 strand, about 48 skeins of 8.7 yd; or Persian wool, 3 strands, about 52 skeins of 8 yd. Wool is numbered differently: match it by eye. Needle: tapestry, size 16 or 18.

Yards and skeins are estimates: the thread a stitch takes on the front and back of 10 mesh canvas, plus 30 percent, rounded up for each color (about 325 yards in all, as the thread lies in the needle).

Thread colors are approximate screen matches to DMC numbers. Check against real thread before you buy.

Make it a pillow: also have backing fabric, an insert the size of the stitching or an inch larger, and cord or piping for the edge. The seam takes the last two rows: stitch two extra rows all round, or keep the edge plain. "How to finish a pillow" is a guide linked from this pattern's page.

For your own stitching, gifts and handmade pieces you sell. Do not resell or share this PDF or copies of it.

Cottage alphabet with apple trees

Needlepoint pattern

Chart 1 of 5: columns 1 to 80, rows 1 to 66

This page is the dark part of the chart



Key

- ● **DMC ECRU** Ecru
- ■ **DMC 815** Medium Garnet
- ▲ **DMC 3345** Dark Hunter Green
- ◆ **DMC 3328** Dark Salmon
- ▼ **DMC 801** Dark Coffee Brown
- ★ **DMC 803** Ultra Very Dark Baby Blue
- ❖ **DMC 3865** Winter White
- X **DMC 3347** Medium Yellow Green
- O **DMC 3820** Dark Straw
- \+ **DMC 739** Ultra Very Light Tan
- = **DMC 680** Dark Old Gold
- Z **DMC 869** Very Dark Hazelnut Brown
- A **DMC 676** Light Old Gold
- V **DMC 433** Medium Brown
- T **DMC 349** Dark Coral
- N **DMC 3023** Light Brown Gray
- S **DMC 3022** Medium Brown Gray
- K **DMC 3371** Black Brown

Cottage alphabet with apple trees

Needlepoint pattern

Chart 2 of 5: columns 81 to 160, rows 1 to 66; gray squares repeat columns 79 and 80

This page is the dark part of the chart

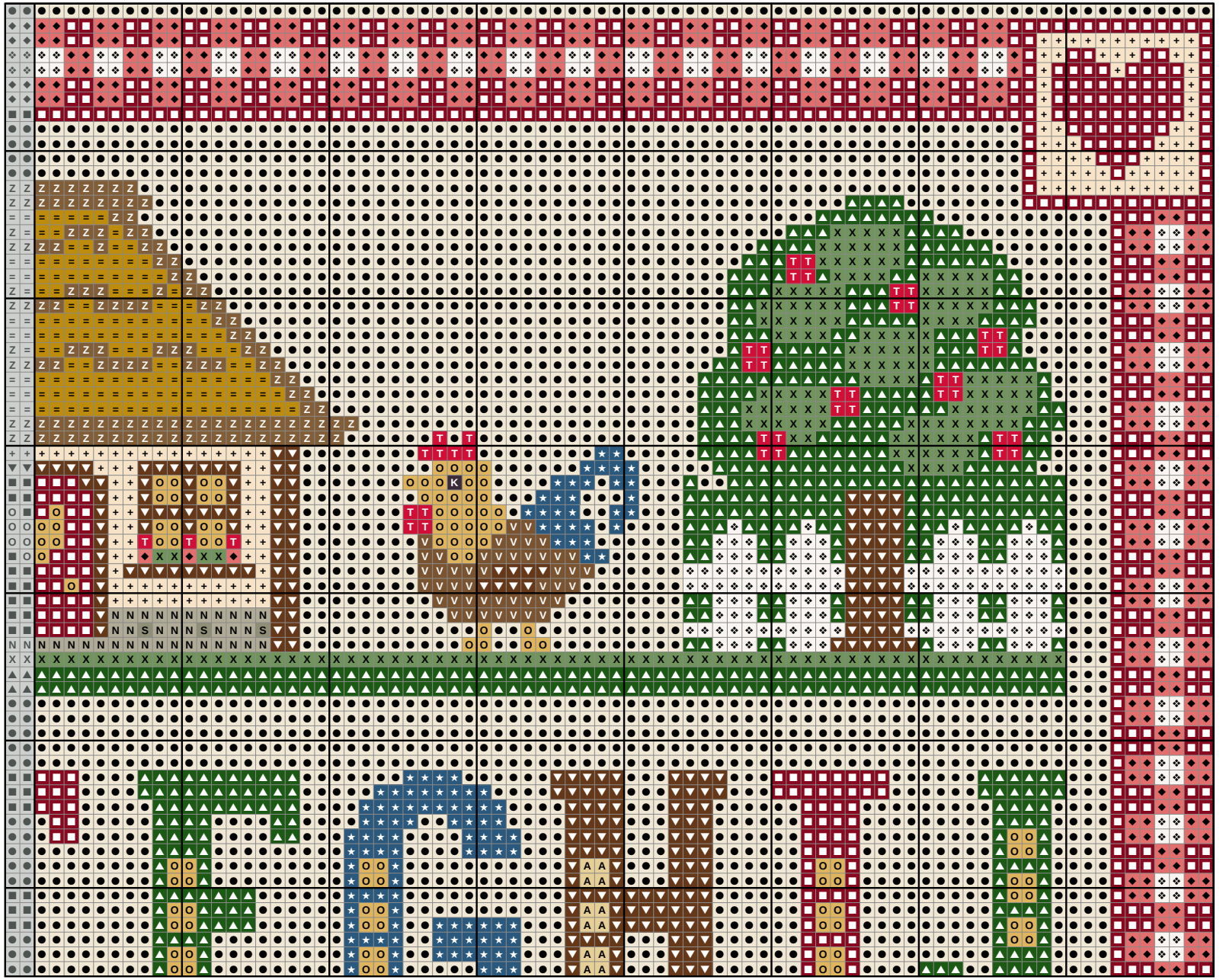

Key

- ● **DMC ECRU** Ecru
- ■ **DMC 815** Medium Garnet
- ▲ **DMC 3345** Dark Hunter Green
- ◆ **DMC 3328** Dark Salmon
- ▼ **DMC 801** Dark Coffee Brown
- ★ **DMC 803** Ultra Very Dark Baby Blue
- ❖ **DMC 3865** Winter White
- X **DMC 3347** Medium Yellow Green
- O **DMC 3820** Dark Straw
- \+ **DMC 739** Ultra Very Light Tan
- = **DMC 680** Dark Old Gold
- Z **DMC 869** Very Dark Hazelnut Brown
- A **DMC 676** Light Old Gold
- V **DMC 433** Medium Brown
- T **DMC 349** Dark Coral
- N **DMC 3023** Light Brown Gray
- S **DMC 3022** Medium Brown Gray
- K **DMC 3371** Black Brown

Cottage alphabet with apple trees

Needlepoint pattern

Chart 3 of 5: columns 1 to 54, rows 67 to 160; gray squares repeat rows 65 and 66

This page is the dark part of the chart

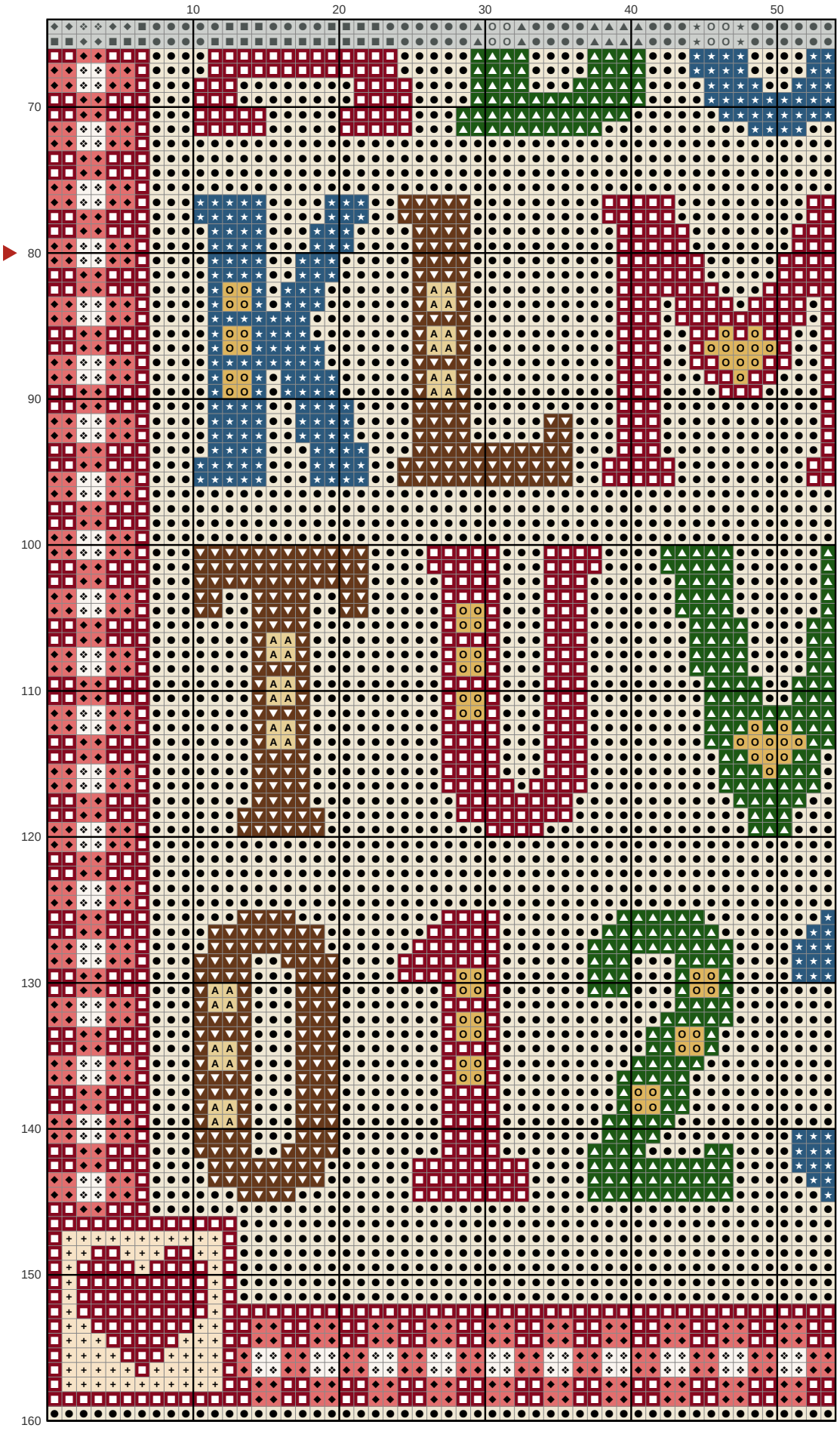

Key

- DMC ECRU Ecru
- DMC 815
- DMC 3345
- DMC 3328
- DMC 801
- DMC 803
- DMC 3865
- DMC 3820
- DMC 739
- DMC 676

Cottage alphabet with apple trees

Needlepoint pattern

This page is the dark part of the chart

Chart 4 of 5: columns 55 to 107, rows 67 to 160; gray squares repeat columns 53 and 54 and rows 65 and 66

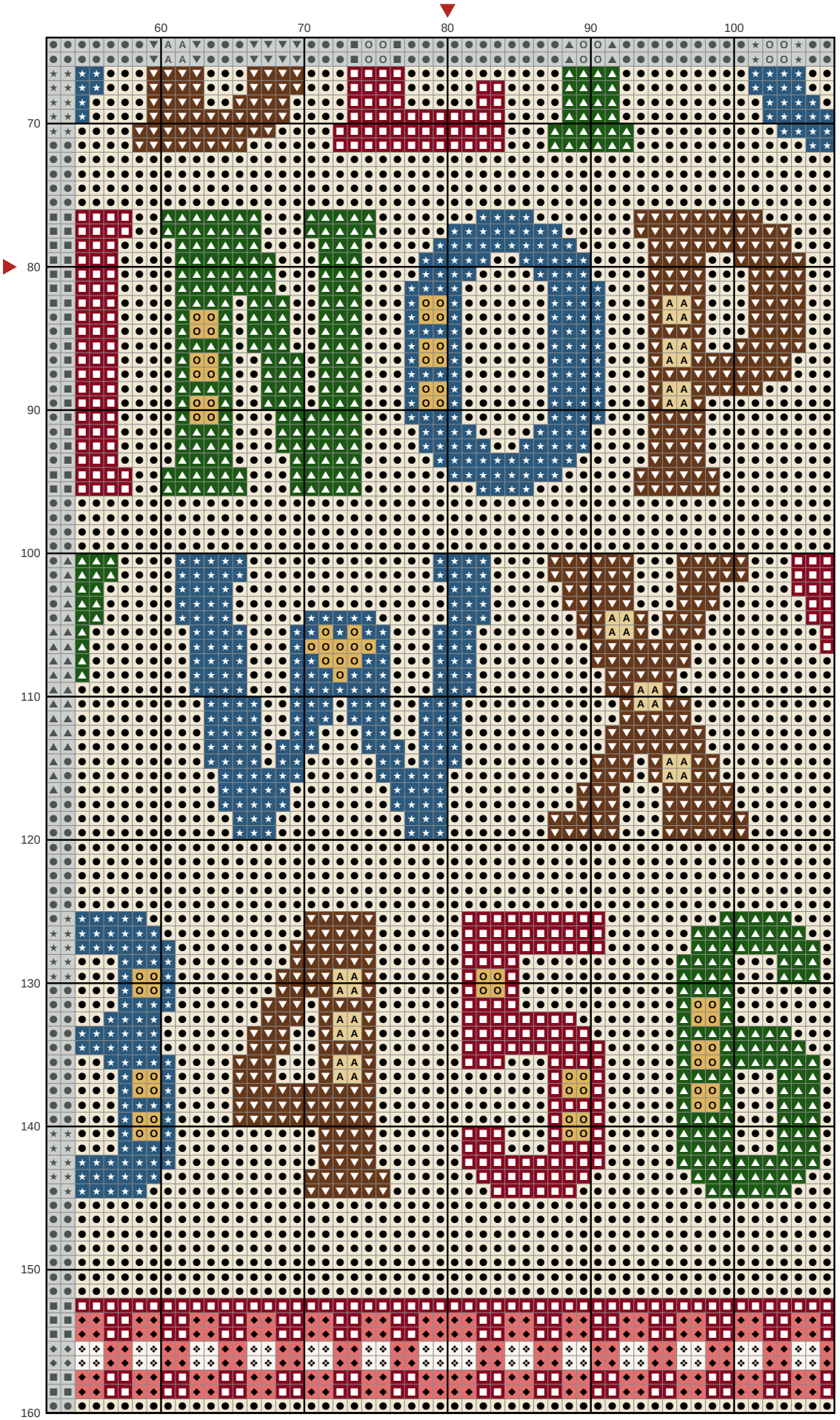

Key

- DMC ECRU Ecru
- DMC 815
- DMC 3345
- DMC 3328
- DMC 801
- DMC 803
- DMC 3865
- DMC 3820
- DMC 676

Cottage alphabet with apple trees

Needlepoint pattern

This page is the dark part of the chart

Chart 5 of 5: columns 108 to 160, rows 67 to 160; gray squares repeat columns 106 and 107 and rows 65 and 66

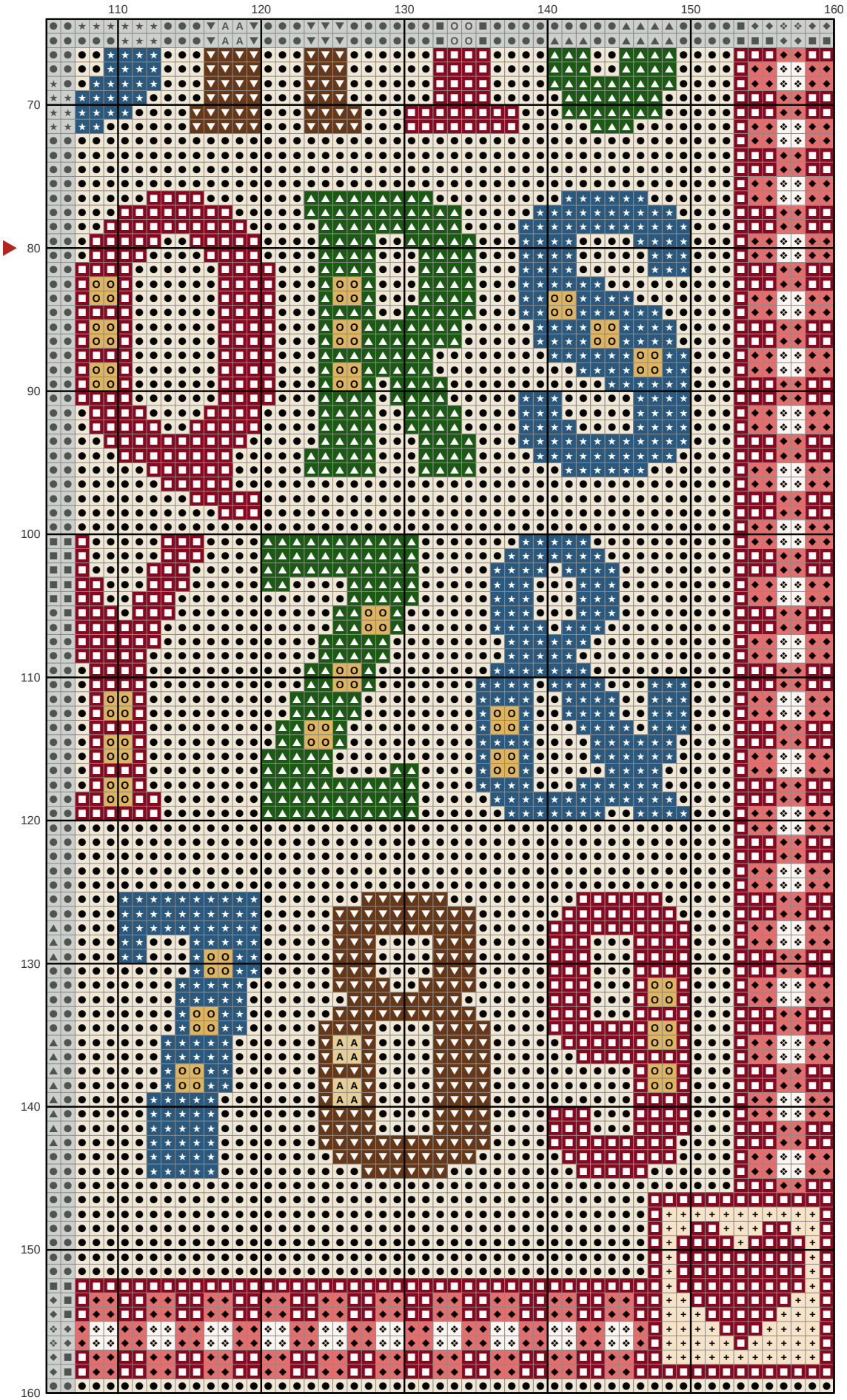

Key

- DMC ECRU Ecru
- DMC 815
- DMC 3345
- DMC 3328
- DMC 801
- DMC 803
- DMC 3865
- DMC 3820
- DMC 739
- DMC 676