Rug with bow motif and rose garland

Needlepoint pattern | 180 x 270 stitches | 18 x 27 in (45.7 x 68.6 cm) on 10 mesh | 23 colors



Thread key, DMC

			stitches	yards	skeins
●	**839**	Dark Beige Brown	6,688	83	11
■	**613**	Very Light Drab Brown	6,472	80	10
▲	**3808**	Ultra Very Dark Turquoise	4,100	51	7
◆	**3768**	Dark Gray Green	3,532	44	6
▼	**3031**	Very Dark Mocha Brown	3,280	41	5
★	**927**	Light Gray Green	2,724	34	5
❖	**22**	Alizarin	2,696	34	5
X	**739**	Ultra Very Light Tan	2,380	30	4
O	**926**	Medium Gray Green	2,364	30	4
+	**937**	Medium Avocado Green	1,916	24	3
=	**729**	Medium Old Gold	1,876	24	3
Z	**21**	Light Alizarin	1,692	21	3
A	**3856**	Ultra Very Light Mahogany	1,528	19	3
V	**951**	Light Tawny	1,444	18	3
T	**869**	Very Dark Hazelnut Brown	1,152	15	2
N	**3011**	Dark Khaki Green	1,124	14	2
S	**928**	Very Light Gray Green	1,092	14	2
K	**3047**	Light Yellow Beige	844	11	2
E	**676**	Light Old Gold	632	8	1
C	**3012**	Medium Khaki Green	588	8	1
P	**936**	Very Dark Avocado Green	264	4	1
U	**402**	Very Light Mahogany	140	2	1
L	**355**	Dark Terra Cotta	72	1	1

One chart square is one tent stitch over one canvas intersection.

Cut the canvas at least 22 x 31 in (55.9 x 78.7 cm) for 10 mesh: the design and 2 in (5.1 cm) of margin on every side.

48,600 stitches in all. Start from the center: a red arrow above the chart marks the center column, and one to the left of it the center row. The arrows are on the pages those lines cross.

The chart is on 8 pages, each cut to what is stitched: bare canvas has no page, and a join falls on plain ground where it can. Pages 2 and 3 are turned on their side, for a part that is wider than it is tall. Where chart pages join, gray squares repeat two rows or columns. The small picture at the top of each chart page shows which part it is.

Thread: pearl cotton size 3, 2 strands in the needle on 10 mesh, about 85 skeins of 16.4 yd in all. Or six-strand floss, 8 to 10 strands, about 125 skeins of 8.7 yd; or tapestry wool, 1 strand, about 80 skeins of 8.7 yd; or Persian wool, 3 strands, about 86 skeins of 8 yd. Wool is numbered differently: match it by eye. Needle: tapestry, size 16 or 18.

Yards and skeins are estimates: the thread a stitch takes on the front and back of 10 mesh canvas, plus 30 percent, rounded up for each color (about 610 yards in all, as the thread lies in the needle).

Thread colors are approximate screen matches to DMC numbers. Check against real thread before you buy.

When it is stitched: also have a finisher, or the fabric and cord to make it up yourself. Ask before you stitch the edge: some finishes take extra rows. "Ways to finish needlepoint" is a guide linked from this pattern's page.

For your own stitching, gifts and handmade pieces you sell. Do not resell or share this PDF.

Rug with bow motif and rose garland

Needlepoint pattern

Chart 1 of 8: columns 1 to 90, rows 1 to 74

This page is the dark part of the chart



Rug with bow motif and rose garland

Needlepoint pattern

This page is the dark part of the chart

Chart 2 of 8: columns 91 to 180, rows 1 to 74; gray squares repeat columns 89 and 90



Rug with bow motif and rose garland

Needlepoint pattern

This page is the dark part of the chart

Chart 3 of 8: columns 1 to 60, rows 75 to 172; gray squares repeat rows 73 and 74



Rug with bow motif and rose garland

Needlepoint pattern

This page is the dark part of the chart

Chart 4 of 8: columns 61 to 120, rows 75 to 172; gray squares repeat columns 59 and 60 and rows 73 and 74



Rug with bow motif and rose garland

Needlepoint pattern

This page is the dark part of the chart

Chart 5 of 8: columns 121 to 180, rows 75 to 172; gray squares repeat columns 119 and 120 and rows 73 and 74



Rug with bow motif and rose garland

Needlepoint pattern

Chart 6 of 8: columns 1 to 60, rows 173 to 270; gray squares repeat rows 171 and 172

This page is the dark part of the chart



Rug with bow motif and rose garland

Needlepoint pattern

This page is the dark part of the chart

Chart 7 of 8: columns 61 to 120, rows 173 to 270; gray squares repeat columns 59 and 60 and rows 171 and 172

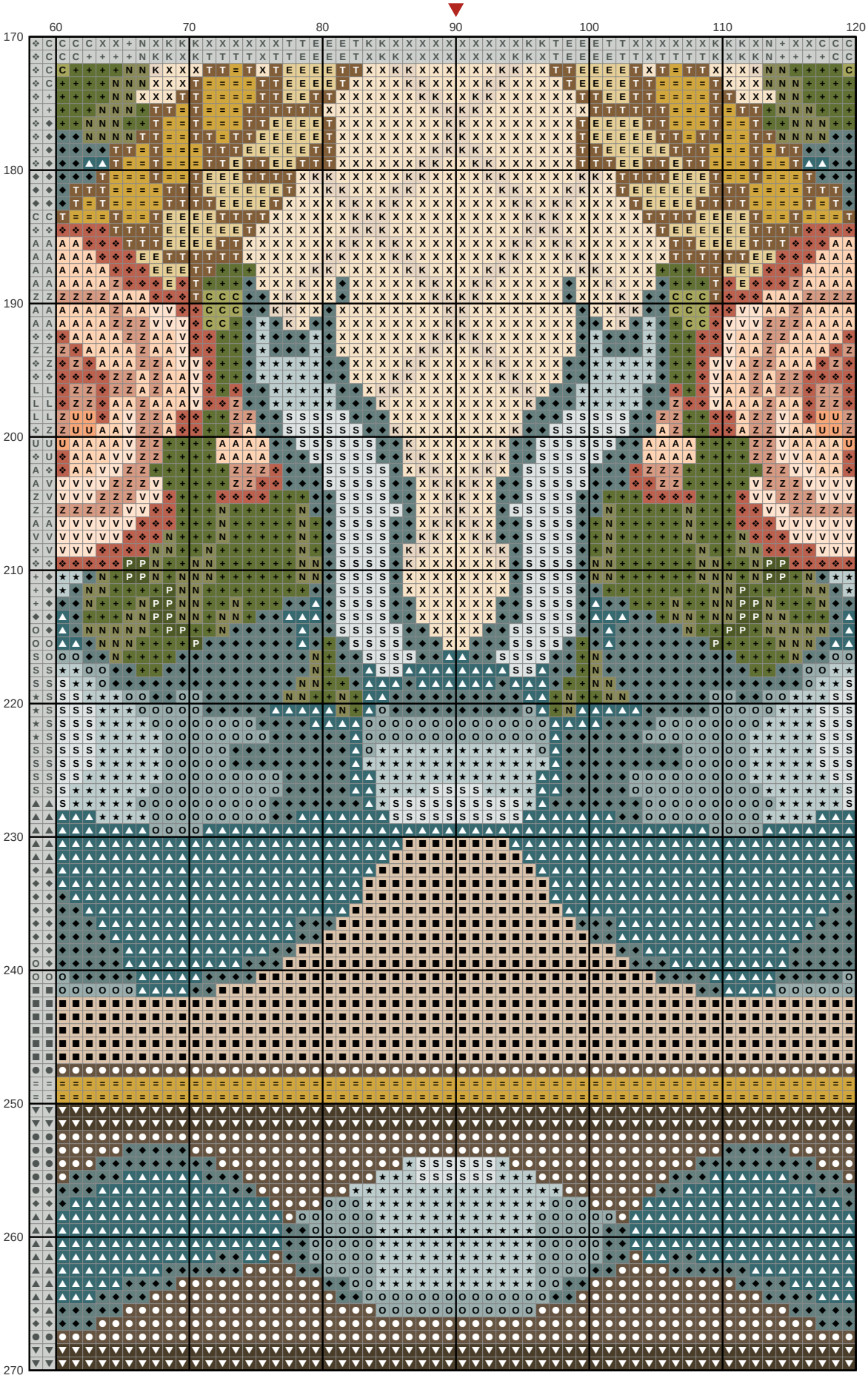

Rug with bow motif and rose garland

Needlepoint pattern

This page is the dark part of the chart

Chart 8 of 8: columns 121 to 180, rows 173 to 270; gray squares repeat columns 119 and 120 and rows 171 and 172

