Spanish slippers, carnation shawl

Needlepoint pattern | 248 x 126 stitches | all pieces 13.8 x 7 in (35 x 17.8 cm) on 18 mesh | 17 colors



Thread key, DMC

			stitches	yards	skeins
●	**310**	Black	8,670	60	7
■	**3852**	Very Dark Straw	2,514	18	2
▲	**780**	Ultra Very Dark Topaz	1,667	12	2
◆	**814**	Dark Garnet	1,529	11	2
▼	**3689**	Light Mauve	1,030	8	1
★	**351**	Coral	1,021	7	1
❖	**3822**	Light Straw	755	6	1
X	**502**	Blue Green	664	5	1
O	**666**	Bright Red	626	5	1
+	**500**	Very Dark Blue Green	498	4	1
=	**BLANC**	White	498	4	1
Z	**3733**	Dusty Rose	386	3	1
A	**819**	Light Baby Pink	338	3	1
V	**504**	Very Light Blue Green	322	3	1
T	**3743**	Very Light Antique Violet	192	2	1
N	**498**	Dark Red	157	2	1
S	**3350**	Ultra Dark Dusty Rose	93	1	1

One chart square is one tent stitch over one canvas intersection.

Cut the canvas at least 17.8 x 11 in (45.2 x 27.9 cm) for 18 mesh: the design and 2 in (5.1 cm) of margin on every side.

20,960 stitches in all, in 2 pieces: the left 120 x 126, the right 120 x 126. Leave bare canvas between the pieces, as charted, and start each from its own center.

The chart is printed in 6 parts of equal size, one under the other, on 5 pages. Where the parts join, gray squares repeat two rows or columns.

Thread: six-strand floss, 4 to 6 strands in the needle on 18 mesh (counted at 6), about 26 skeins of 8.7 yd in all. Or pearl cotton size 5, 1 strand, about 19 skeins of 27.3 yd; or Persian wool, 1 strand, about 19 skeins of 8 yd. Wool is numbered differently: match it by eye. Needle: tapestry, size 22.

Yards and skeins are estimates: the thread a stitch takes on the front and back of 18 mesh canvas, plus 30 percent, rounded up for each color (about 154 yards in all, as the thread lies in the needle).

Thread colors are approximate screen matches to DMC numbers. Check against real thread before you buy.

When it is stitched: also have a finisher, or the fabric and cord to make it up yourself. Ask before you stitch the edge: some finishes take extra rows. "Ways to finish needlepoint" is a guide linked from this pattern's page.

For your own stitching, gifts and handmade pieces you sell. Do not resell or share this PDF or copies of it.

Spanish slippers, carnation shawl

Needlepoint pattern

This page is the dark part of the chart

Chart 1 of 6: columns 3 to 63, rows 6 to 103



Spanish slippers, carnation shawl Needlepoint pattern

This page is the dark part of the chart

Chart 2 of 6: columns 64 to 124, rows 6 to 103; gray squares repeat columns 62 and 63




130
140
150
160
170
180
10
20
30
40
50
60
70
80
90
100

Spanish slippers, carnation shawl

Needlepoint pattern

This page is the dark part of the chart

Chart 4 of 6: columns 186 to 246, rows 6 to 103; gray squares repeat columns 184 and 185



Spanish slippers, carnation shawl Needlepoint pattern

This page is the dark part of the chart

Chart 5 of 6: columns 24 to 124, rows 104 to 124; gray squares repeat rows 102 and 103



Chart 6 of 6: columns 125 to 225, rows 104 to 124; gray squares repeat columns 123 and 124 and rows 102 and 103

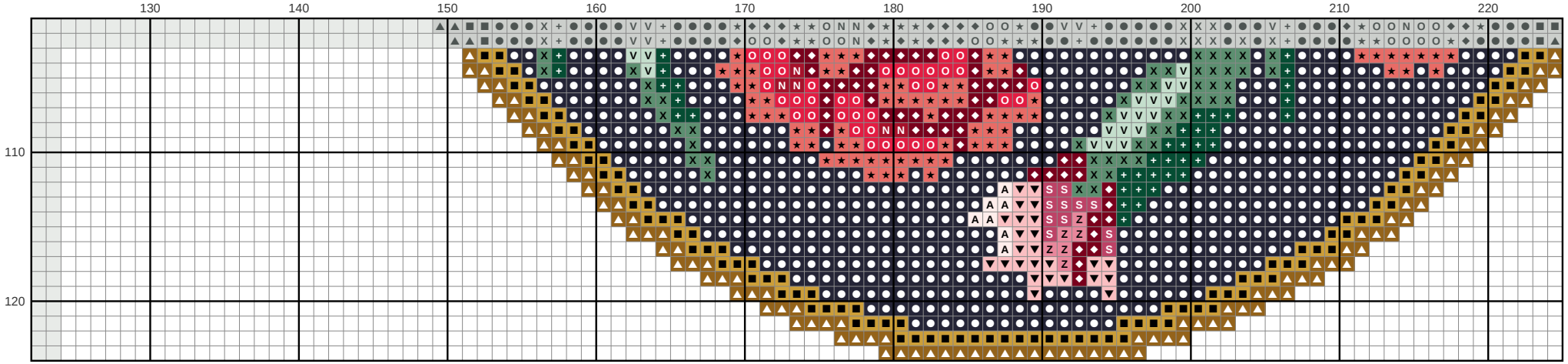

Key

- **DMC 310** Black
- **DMC 3852** Very Dark Straw
- **DMC 780** Ultra Very Dark Topaz
- **DMC 814** Dark Garnet
- **DMC 3689** Light Mauve
- **DMC 351** Coral
- **DMC 502** Blue Green
- **DMC 666** Bright Red
- **DMC 500** Very Dark Blue Green
- **DMC 3733** Dusty Rose
- **DMC 819** Light Baby Pink
- **DMC 504** Very Light Blue Green
- **DMC 498** Dark Red
- **DMC 3350** Ultra Dark Dusty Rose