Corgi Christmas stocking with holly

Needlepoint pattern | 143 x 234 stitches | 11 x 18 in (27.9 x 45.7 cm) on 13 mesh | 24 colors



How to stitch it



1. Each square is one tent stitch, up at 1, down at 2. Lines in continental, right to left, the canvas upside down for the next row; wide areas in basketweave.
2. Cut 18 in of thread. Start and end it without a knot left behind.
3. Mark the crossing 2 in from the top and right edges of the canvas. It is the outlined square, top right of page 2, column 143, row 1 (DMC 3770): start there. Count threads, not holes.
4. The name first, where you put one on it, then downward, background as you go. Gray squares are on two pages: stitch them once. Empty squares stay bare.
5. Last, two more rows all round, each stitch in the color it lies beside: the seam hides them. Ask your finisher first.

The dashed box on the cuff is the place for a name, and the two red marks are its middle: type one on the pattern's page to have it charted.

First time? How to needlepoint: flossfield.com/needlepoint/guides/how-to-start/
How to read a chart: flossfield.com/needlepoint/guides/how-to-read-a-chart/

What you need

Canvas: blank mono canvas, 13 mesh (13 threads to the inch), cut 15.5 in wide x 22.5 in high (39.4 x 57.2 cm).

Needle: blunt tapestry, size 20. Also masking tape for the cut edges, and small scissors.

Thread: six-strand floss, 24 colors, about 50 skeins in all (an estimate). Stitch with 7 strands (8 if canvas shows).

Make it a stocking: a finisher, who backs and lines it (ask months before Christmas), or backing, lining, cord and a loop to sew it up yourself. How to finish a stocking.

Thread list, DMC

			stitches	skeins
●	**523**	Light Fern Green	5,996	11
■	**3770**	Very Light Tawny	3,227	6
▲	**3865**	Winter White	1,925	3
◆	**890**	Ultra Dark Pistachio Green	1,363	3
▼	**814**	Dark Garnet	1,175	2
★	**321**	Red	1,145	2
❖	**3345**	Dark Hunter Green	810	2
X	**977**	Light Golden Brown	777	2
H	**3722**	Medium Shell Pink	706	2
+	**522**	Fern Green	697	2
=	**543**	Ultra Very Light Beige	689	2
Z	**498**	Dark Red	660	1
A	**3347**	Medium Yellow Green	571	1
V	**842**	Very Light Beige Brown	556	1
T	**976**	Medium Golden Brown	488	1
N	**3801**	Very Dark Melon	387	1
S	**3827**	Pale Golden Brown	379	1
K	**3371**	Black Brown	346	1
E	**301**	Medium Mahogany	296	1
C	**224**	Very Light Shell Pink	268	1
P	**520**	Dark Fern Green	246	1
U	**152**	Medium Light Shell Pink	125	1
L	**743**	Medium Yellow	72	1
2	**433**	Medium Brown	16	1

Skeins are estimates, with the two extra rows: the thread a stitch takes on the front and back of 13 mesh canvas, plus 30 percent, rounded up for each color.

Thread colors are approximate screen matches to DMC numbers. Check against real thread before you buy.

For your own stitching, gifts and handmade pieces you sell. Do not resell or share this PDF or copies of it.

Corgi Christmas stocking with holly

Needlepoint pattern

Columns 62 to 143, rows 1 to 71. Start at the red outline

This page is the dark part of the chart



Key

- **DMC 523** Light Fern Green
- **DMC 3770** Very Light Tawny
- **DMC 3865** Winter White
- **DMC 890** Ultra Dark Pistachio Green
- **DMC 814** Dark Garnet
- **DMC 321** Red
- **DMC 3345** Dark Hunter Green
- **DMC 977** Light Golden Brown
- **DMC 3722** Medium Shell Pink
- **DMC 522** Fern Green
- **DMC 543** Ultra Very Light Beige
- **DMC 498** Dark Red
- **DMC 3347** Medium Yellow Green
- **DMC 976** Medium Golden Brown
- **DMC 3801** Very Dark Melon
- **DMC 3827** Pale Golden Brown
- **DMC 301** Medium Mahogany
- **DMC 224** Very Light Shell Pink
- **DMC 520** Dark Fern Green
- **DMC 152** Medium Light Shell Pink

Corgi Christmas stocking with holly

Needlepoint pattern

Columns 61 to 143, rows 72 to 140. Gray squares: charted already, do not stitch again

This page is the dark part of the chart



Key

- **DMC 523** Light Fern Green
- **DMC 3865** Winter White
- **DMC 890** Ultra Dark Pistachio Green
- **DMC 814** Dark Garnet
- **DMC 321** Red
- **DMC 3345** Dark Hunter Green
- **X DMC 977** Light Golden Brown
- **H DMC 3722** Medium Shell Pink
- **+ DMC 522** Fern Green
- **= DMC 543** Ultra Very Light Beige
- **Z DMC 498** Dark Red
- **A DMC 3347** Medium Yellow Green
- **V DMC 842** Very Light Beige Brown
- **T DMC 976** Medium Golden Brown
- **N DMC 3801** Very Dark Melon
- **S DMC 3827** Pale Golden Brown
- **K DMC 3371** Black Brown
- **E DMC 301** Medium Mahogany
- **C DMC 224** Very Light Shell Pink
- **2 DMC 433** Medium Brown

Corgi Christmas stocking with holly Needlepoint pattern

Columns 1 to 72, rows 141 to 234. Gray squares: charted already, do not stitch again

This page is the dark part of the chart

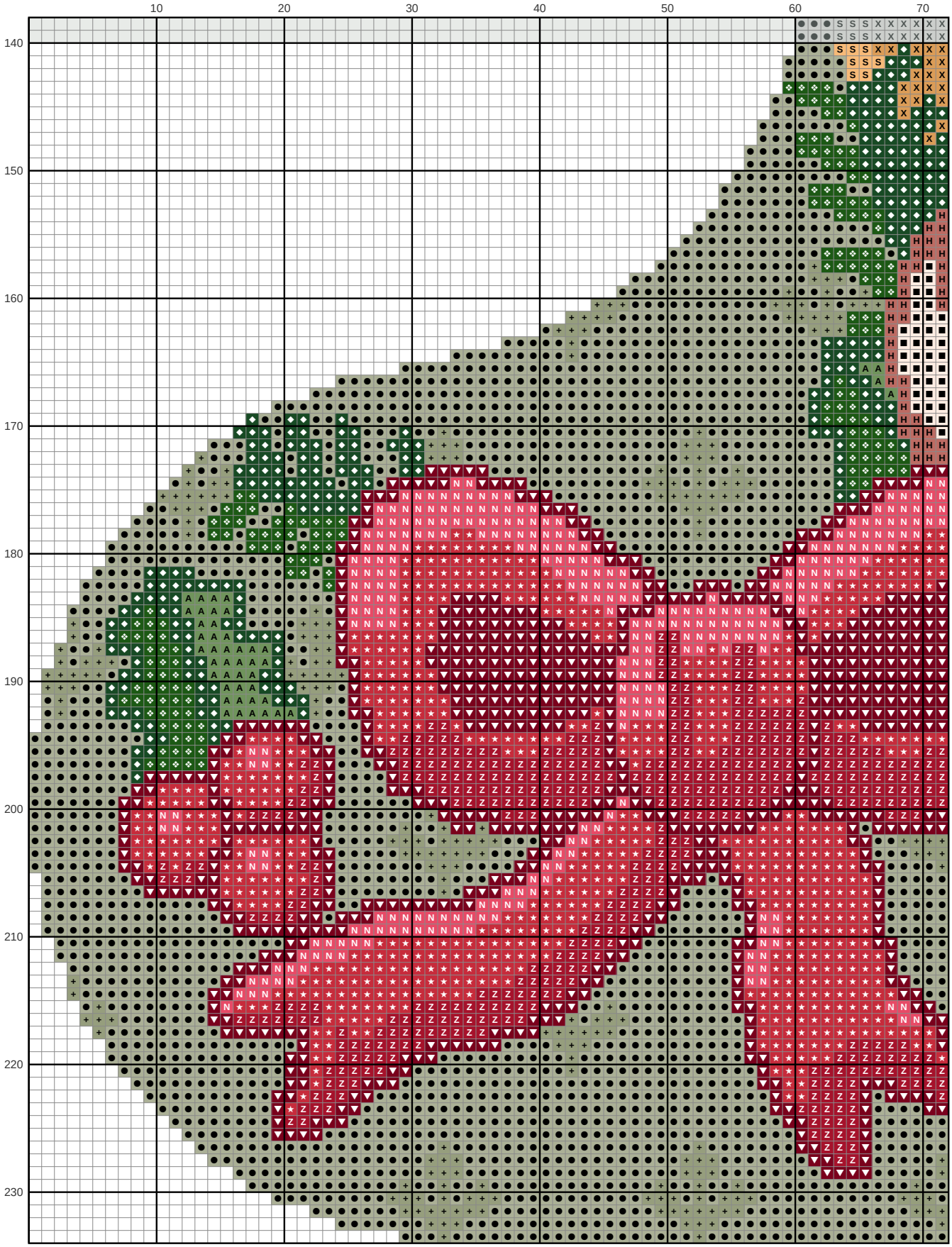

Corgi Christmas stocking with holly

Needlepoint pattern

Columns 73 to 143, rows 141 to 234. Gray squares: charted already, do not stitch again

This page is the dark part of the chart

