Women's daisy shoes, big petals

Needlepoint pattern | 208 x 110 stitches | all pieces 11.6 x 6.1 in (29.4 x 15.5 cm) on 18 mesh | 14 colors



Thread key, DMC

			stitches	yards	skeins
●	**BLANC**	White	5,368	37	5
■	**351**	Coral	2,866	20	3
▲	**3747**	Very Light Blue Violet	1,780	13	2
◆	**350**	Medium Coral	1,500	11	2
▼	**352**	Light Coral	1,494	11	2
★	**347**	Very Dark Salmon	812	6	1
❖	**340**	Medium Blue Violet	684	5	1
X	**3347**	Medium Yellow Green	680	5	1
O	**704**	Bright Chartreuse	644	5	1
+	**725**	Medium Light Topaz	544	4	1
=	**783**	Medium Topaz	464	4	1
Z	**986**	Very Dark Forest Green	270	2	1
A	**780**	Ultra Very Dark Topaz	150	2	1
V	**727**	Very Light Topaz	64	1	1

One chart square is one tent stitch over one canvas intersection.

Cut the canvas at least 15.6 x 10.1 in (39.5 x 25.7 cm) for 18 mesh: the design and 2 in (5.1 cm) of margin on every side.

17,320 stitches in all, in 2 pieces: the left 100 x 110, the right 100 x 110. Leave bare canvas between the pieces, as charted, and start each from its own center.

The chart is on 3 pages, each cut to what is stitched: bare canvas has no page, and a join falls on plain ground where it can. Where chart pages join, gray squares repeat two columns. The small picture at the top of each chart page shows which part it is.

Thread: six-strand floss, 4 to 6 strands in the needle on 18 mesh (counted at 6), about 23 skeins of 8.7 yd in all. Or pearl cotton size 5, 1 strand, about 15 skeins of 27.3 yd; or Persian wool, 1 strand, about 15 skeins of 8 yd. Wool is numbered differently: match it by eye. Needle: tapestry, size 22.

Yards and skeins are estimates: the thread a stitch takes on the front and back of 18 mesh canvas, plus 30 percent, rounded up for each color (about 126 yards in all, as the thread lies in the needle).

Thread colors are approximate screen matches to DMC numbers. Check against real thread before you buy.

When it is stitched: also have a finisher, or the fabric and cord to make it up yourself. Ask before you stitch the edge: some finishes take extra rows. "Ways to finish needlepoint" is a guide linked from this pattern's page.

For your own stitching, gifts and handmade pieces you sell. Do not resell or share this PDF or copies of it.

Women's daisy shoes, big petals

Needlepoint pattern

This page is the dark part of the chart

Chart 1 of 3: columns 2 to 70, rows 2 to 109

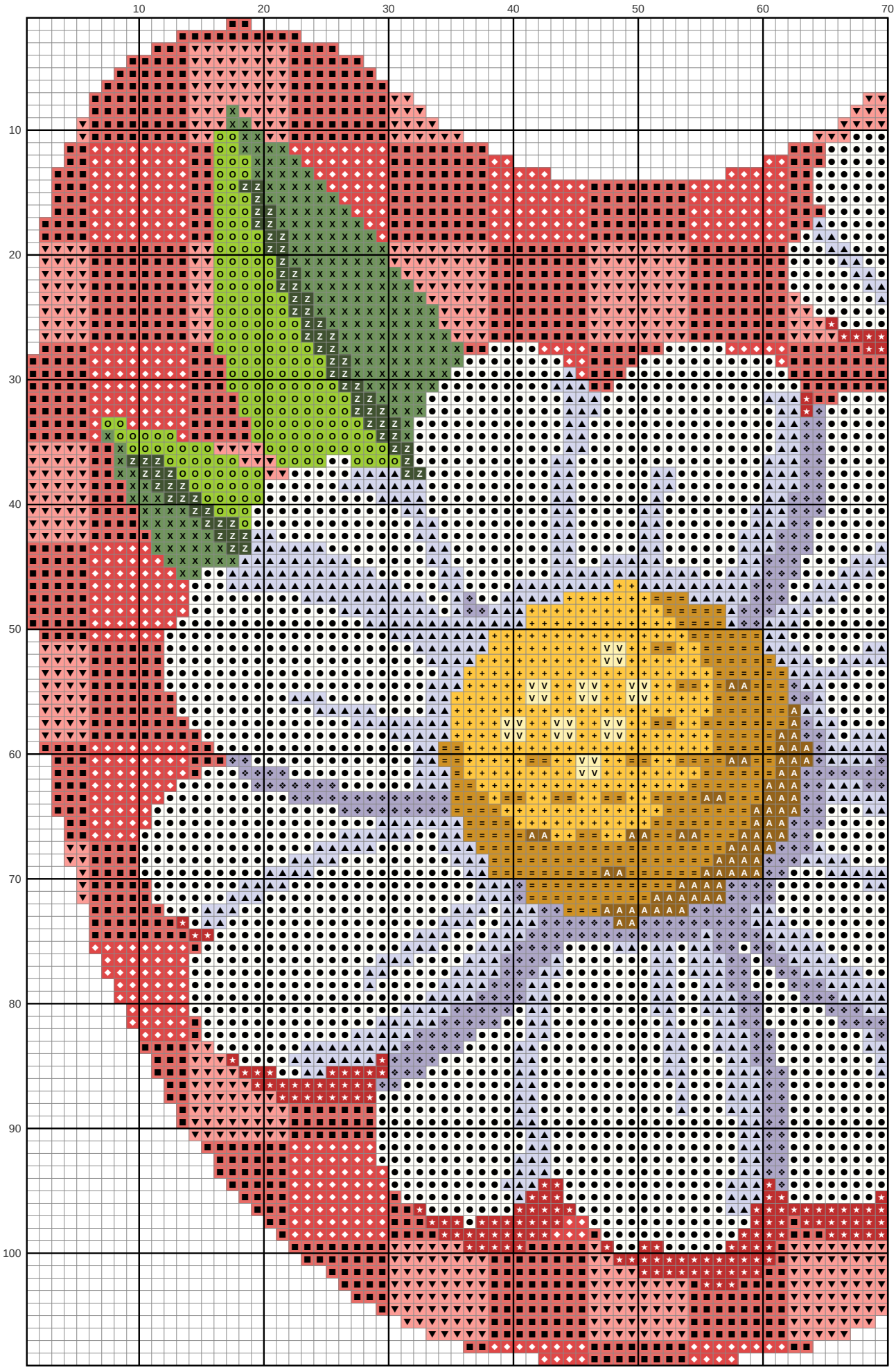

Women's daisy shoes, big petals

Needlepoint pattern

This page is the dark part of the chart

Chart 2 of 3: columns 71 to 139, rows 2 to 109; gray squares repeat columns 69 and 70

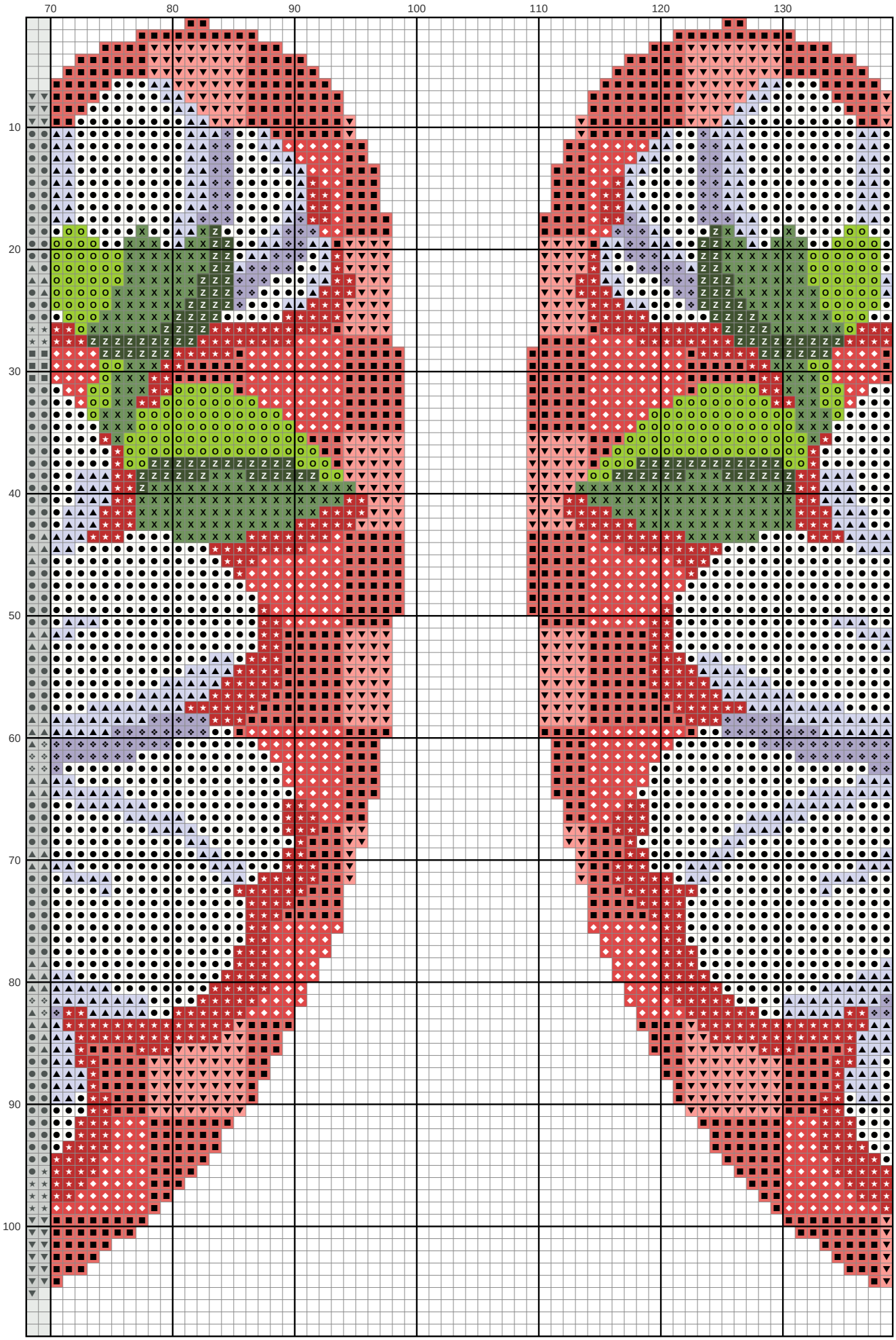

Women's daisy shoes, big petals Needlepoint pattern

This page is the dark part of the chart

Chart 3 of 3: columns 140 to 207, rows 2 to 109; gray squares repeat columns 138 and 139

