Women's daisy shoes, big petals

Needlepoint pattern | 208 x 110 stitches | all pieces 11.6 x 6.1 in (29.4 x 15.5 cm) on 18 mesh | 14 colors



Thread key, DMC

			stitches	yards	skeins
●	**BLANC**	White	5,368	37	5
■	**351**	Coral	2,866	20	3
▲	**3747**	Very Light Blue Violet	1,780	13	2
◆	**350**	Medium Coral	1,500	11	2
▼	**352**	Light Coral	1,494	11	2
★	**347**	Very Dark Salmon	812	6	1
❖	**340**	Medium Blue Violet	684	5	1
X	**3347**	Medium Yellow Green	680	5	1
O	**704**	Bright Chartreuse	644	5	1
+	**725**	Medium Light Topaz	544	4	1
=	**783**	Medium Topaz	464	4	1
Z	**986**	Very Dark Forest Green	270	2	1
A	**780**	Ultra Very Dark Topaz	150	2	1
V	**727**	Very Light Topaz	64	1	1

One chart square is one tent stitch over one canvas intersection.

Cut the canvas at least 15.6 x 10.1 in (39.5 x 25.7 cm) for 18 mesh: the design and 2 in (5.1 cm) of margin on every side.

17,320 stitches in all, in 2 pieces: the left 100 x 110, the right 100 x 110. Leave bare canvas between the pieces, as charted, and start each from its own center.

The chart is on 4 pages, each cut to what is stitched: bare canvas has no page, and a join falls on plain ground where it can. Pages 2, 3, 4 and 5 are turned on their side, for a part that is wider than it is tall. Where chart pages join, gray squares repeat two rows or columns. The small picture at the top of each chart page shows which part it is.

Thread: six-strand floss, 4 to 6 strands in the needle on 18 mesh (counted at 6), about 23 skeins of 8.7 yd in all. Or pearl cotton size 5, 1 strand, about 15 skeins of 27.3 yd; or Persian wool, 1 strand, about 15 skeins of 8 yd. Wool is numbered differently: match it by eye. Needle: tapestry, size 22.

Yards and skeins are estimates: the thread a stitch takes on the front and back of 18 mesh canvas, plus 30 percent, rounded up for each color (about 126 yards in all, as the thread lies in the needle).

Thread colors are approximate screen matches to DMC numbers. Check against real thread before you buy.

When it is stitched: also have a finisher, or the fabric and cord to make it up yourself. Ask before you stitch the edge: some finishes take extra rows. "Ways to finish needlepoint" is a guide linked from this pattern's page.

For your own stitching, gifts and handmade pieces you sell. Do not resell or share this PDF or copies of it.

Women's daisy shoes, big petals Needlepoint pattern

This page is the dark part of the chart



Chart 1 of 4: columns 2 to 104, rows 2 to 55

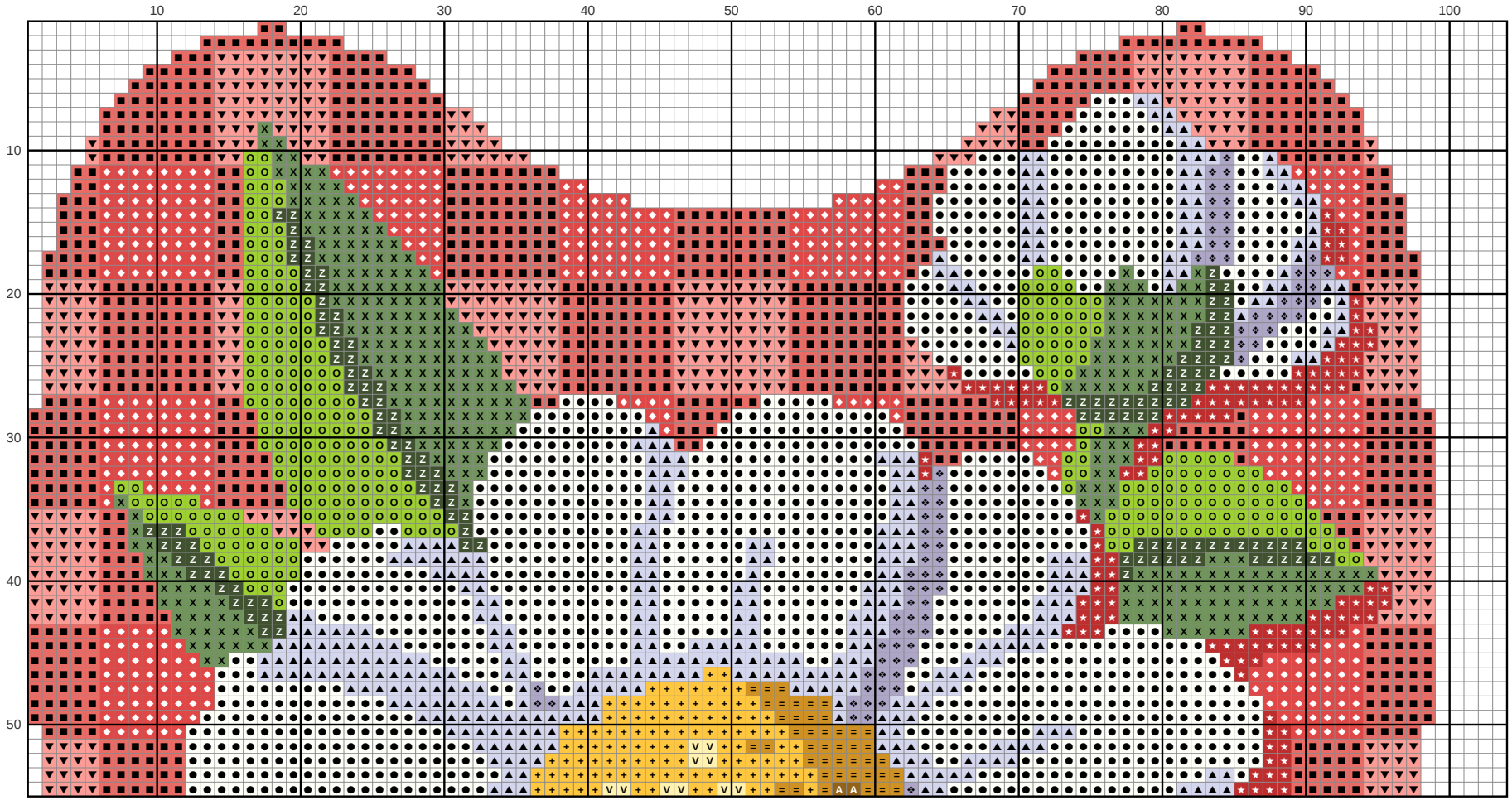

Key

- ● **DMC BLANC** White
- ■ **DMC 351** Coral
- ▲ **DMC 3747** Very Light Blue Violet
- ◆ **DMC 350** Medium Coral
- ▼ **DMC 352** Light Coral
- ★ **DMC 347** Very Dark Salmon
- ❖ **DMC 340** Medium Blue Violet
- X **DMC 3347** Medium Yellow Green
- O **DMC 704** Bright Chartreuse
- \+ **DMC 725** Medium Light Topaz
- = **DMC 783** Medium Topaz
- Z **DMC 986** Very Dark Forest Green
- A **DMC 780** Ultra Very Dark Topaz
- V **DMC 727** Very Light Topaz

Women's daisy shoes, big petals Needlepoint pattern

This page is the dark part of the chart

Chart 2 of 4: columns 105 to 207, rows 2 to 55; gray squares repeat columns 103 and 104

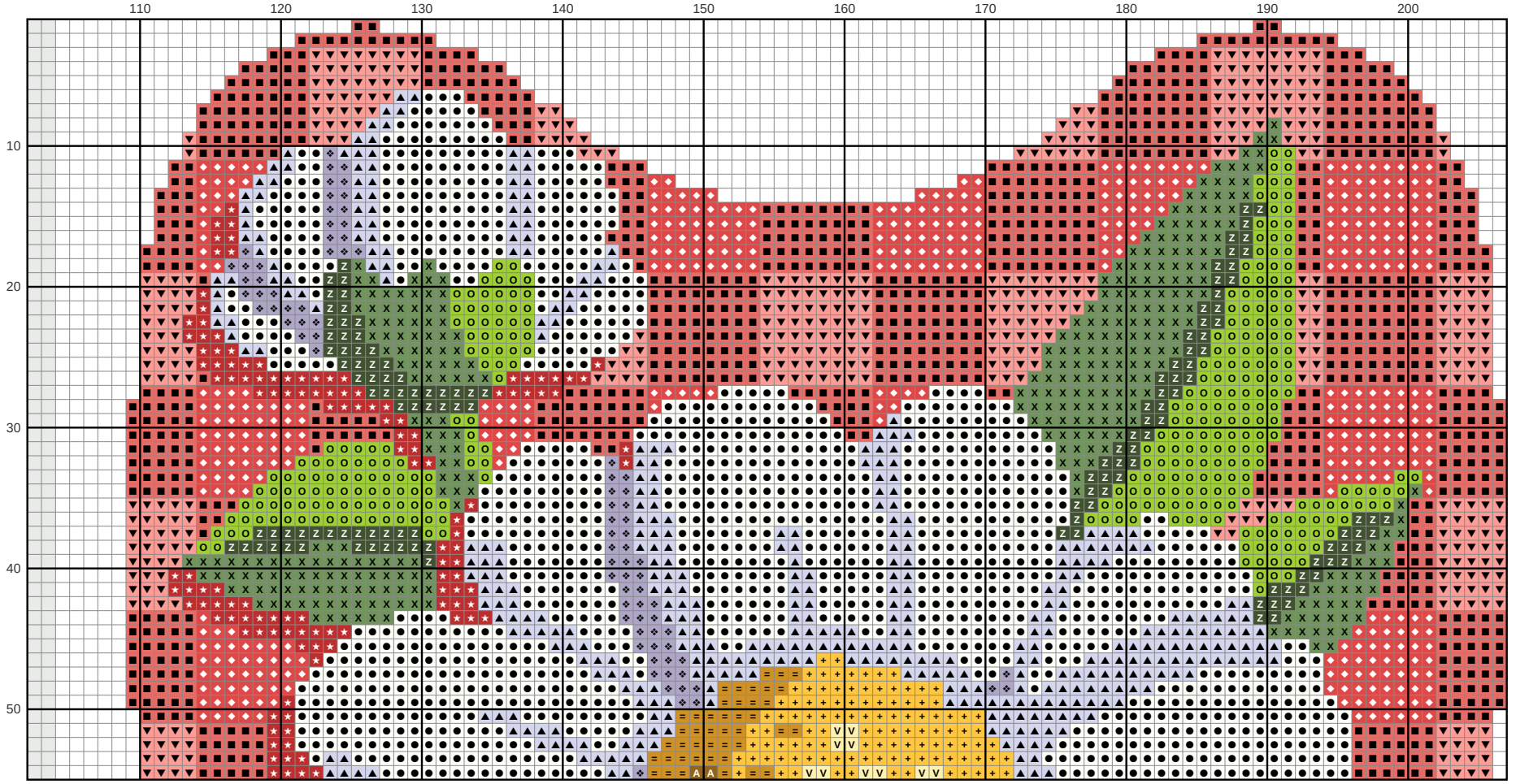

Key

- ● **DMC BLANC** White
- ■ **DMC 351** Coral
- ▲ **DMC 3747** Very Light Blue Violet
- ◆ **DMC 350** Medium Coral
- ▼ **DMC 352** Light Coral
- ★ **DMC 347** Very Dark Salmon
- ❖ **DMC 340** Medium Blue Violet
- X **DMC 3347** Medium Yellow Green
- O **DMC 704** Bright Chartreuse
- \+ **DMC 725** Medium Light Topaz
- = **DMC 783** Medium Topaz
- Z **DMC 986** Very Dark Forest Green
- A **DMC 780** Ultra Very Dark Topaz
- V **DMC 727** Very Light Topaz

Women's daisy shoes, big petals Needlepoint pattern

This page is the dark part of the chart



Chart 3 of 4: columns 3 to 104, rows 56 to 109; gray squares repeat rows 54 and 55

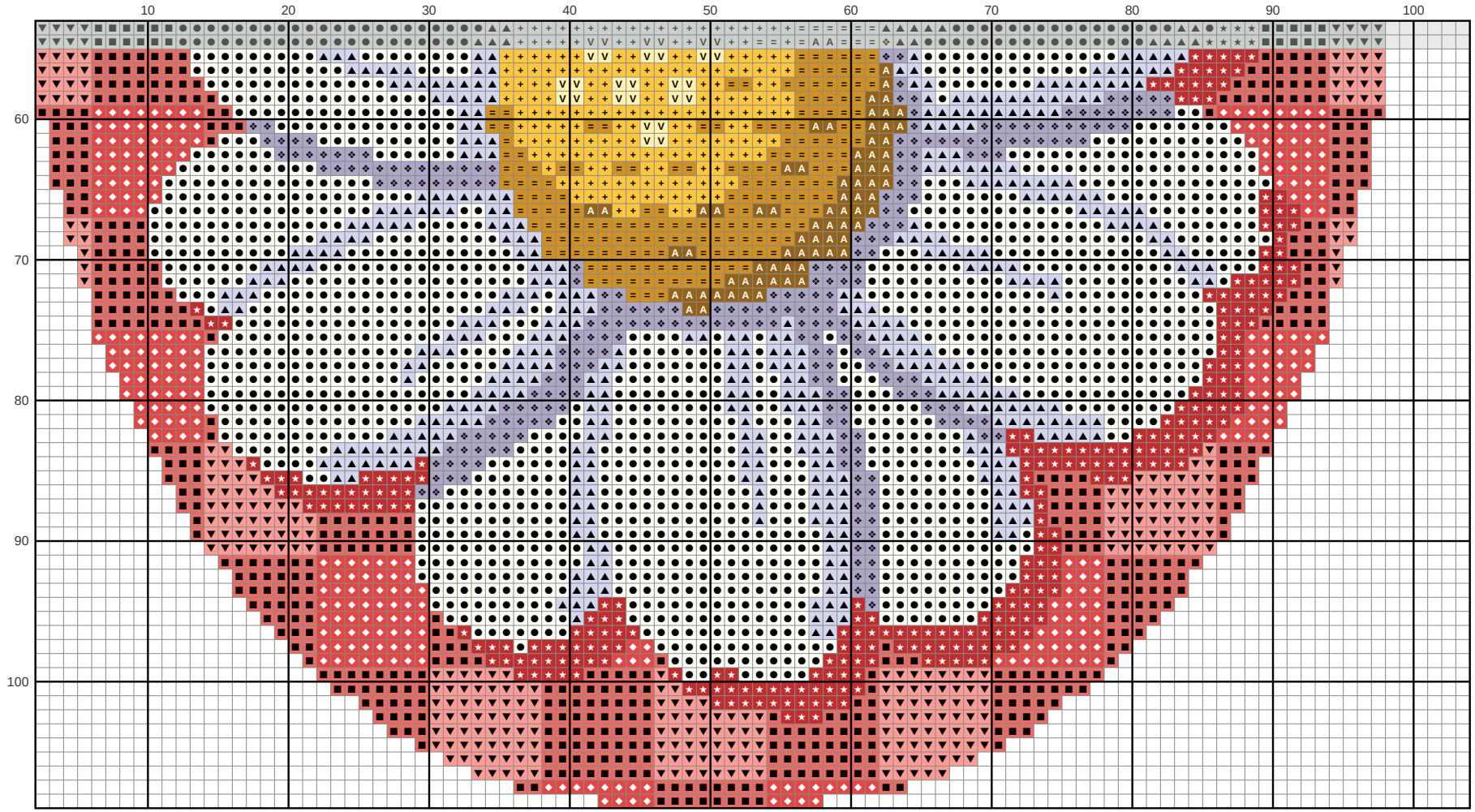

Key

- DMC BLANC White
- DMC 351 Coral
- DMC 3747 Very Light Blue Violet
- DMC 350 Medium Coral
- DMC 352 Light Coral
- DMC 347 Very Dark Salmon
- DMC 340 Medium Blue Violet
- DMC 725 Medium Light Topaz
- DMC 783 Medium Topaz
- DMC 780 Ultra Very Dark Topaz
- DMC 727 Very Light Topaz

Women's daisy shoes, big petals Needlepoint pattern

This page is the dark part of the chart



Chart 4 of 4: columns 105 to 206, rows 56 to 109; gray squares repeat columns 103 and 104 and rows 54 and 55

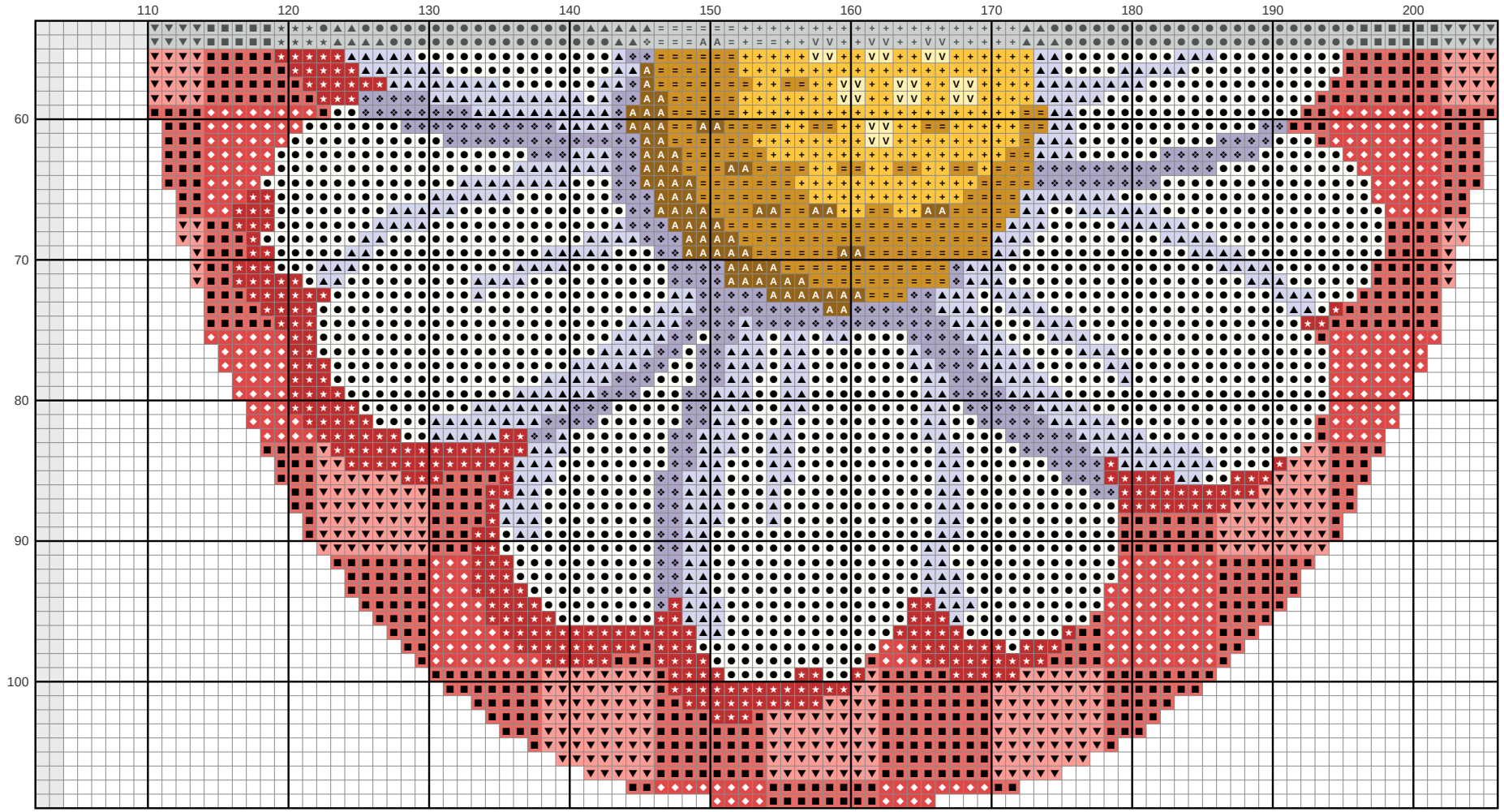

Key

- ● **DMC BLANC** White
- ■ **DMC 351** Coral
- ▲ **DMC 3747** Very Light Blue Violet
- ◆ **DMC 350** Medium Coral
- ▼ **DMC 352** Light Coral
- ★ **DMC 347** Very Dark Salmon
- ❖ **DMC 340** Medium Blue Violet
- \+ **DMC 725** Medium Light Topaz
- = **DMC 783** Medium Topaz
- A **DMC 780** Ultra Very Dark Topaz
- V **DMC 727** Very Light Topaz