French floral trellis chair seat

Needlepoint pattern | 180 x 180 stitches | 18 x 18 in (45.7 x 45.7 cm) on 10 mesh | 8 colors



Thread key

			stitches	yards	skeins of pearl
●	**DMC 500**	Very Dark Blue Green	11,556	143	18
■	**DMC 712**	Cream	6,276	78	10
▲	**DMC 3832**	Medium Raspberry	4,006	50	7
◆	**DMC 3716**	Very Light Rose	3,372	42	6
▼	**DMC 729**	Medium Old Gold	2,556	32	4
★	**DMC 815**	Medium Garnet	2,118	27	4
❖	**DMC 3347**	Medium Yellow Green	1,340	17	3
X	**DMC 3348**	Light Yellow Green	1,176	15	2

One chart square is one tent stitch over one canvas intersection.

Cut the canvas at least 22 x 22 in (55.9 x 55.9 cm) for 10 mesh: the design and 2 in (5.1 cm) of margin on every side.

32,400 stitches in all. Start from the center: a red arrow above the chart marks the center column, and one to the left of it the center row. The arrows are on the pages those lines cross.

The chart is on 5 pages, each cut to what is stitched: bare canvas has no page, and a join falls on plain ground where it can. Pages 2 and 3 are turned on their side, for a part that is wider than it is tall. Where chart pages join, gray squares repeat two rows or columns. The small picture at the top of each chart page shows which part it is.

Thread: pearl cotton size 3, 2 strands in the needle on 10 mesh, about 54 skeins of 16.4 yd in all. Or six-strand floss, 8 to 10 strands, about 80 skeins of 8.7 yd; or tapestry wool, 1 strand, about 48 skeins of 8.7 yd; or Persian wool, 3 strands, about 54 skeins of 8 yd. Wool is numbered differently: match it by eye. Needle: tapestry, size 16 or 18.

Yards and skeins are estimates: the thread a stitch takes on the front and back of 10 mesh canvas, plus 30 percent, rounded up for each color (about 404 yards in all, as the thread lies in the needle).

Thread colors are approximate screen matches to DMC numbers. Check against real thread before you buy.

When it is stitched: also have a finisher, or the fabric and cord to make it up yourself. Ask before you stitch the edge: some finishes take extra rows. "Ways to finish needlepoint" is a guide linked from this pattern's page.

For your own stitching, gifts and handmade pieces you sell. Do not resell or share this PDF or copies of it.

French floral trellis chair seat

Needlepoint pattern

Chart 1 of 5: columns 1 to 90, rows 1 to 74

This page is the dark part of the chart



Key

- **DMC 500** Very Dark Blue Green
- **DMC 712** Cream
- **DMC 3832** Medium Raspberry
- **DMC 3716** Very Light Rose
- **DMC 729** Medium Old Gold
- **DMC 815** Medium Garnet
- **DMC 3347** Medium Yellow Green
- **DMC 3348** Light Yellow Green

French floral trellis chair seat

Needlepoint pattern

Chart 2 of 5: columns 91 to 180, rows 1 to 74; gray squares repeat columns 89 and 90

This page is the dark part of the chart



Key

- DMC 500 Very Dark Blue Green
- DMC 712 Cream
- DMC 3832 Medium Raspberry
- DMC 3716 Very Light Rose
- DMC 729 Medium Old Gold
- DMC 815 Medium Garnet
- DMC 3347 Medium Yellow Green
- DMC 3348 Light Yellow Green

French floral trellis chair seat

Needlepoint pattern

Chart 3 of 5: columns 1 to 60, rows 75 to 180; gray squares repeat rows 73 and 74

This page is the dark part of the chart



Key

- DMC 500
- DMC 712 Cream
- DMC 3832
- DMC 3716
- DMC 729
- DMC 815
- DMC 3347
- DMC 3348

French floral trellis chair seat

Needlepoint pattern

This page is the dark part of the chart

Chart 4 of 5: columns 61 to 120, rows 75 to 180; gray squares repeat columns 59 and 60 and rows 73 and 74



Key

- DMC 500
- DMC 712 Cream
- DMC 3832
- DMC 3716
- DMC 729
- DMC 815
- DMC 3347
- DMC 3348

French floral trellis chair seat

Needlepoint pattern

This page is the dark part of the chart

Chart 5 of 5: columns 121 to 180, rows 75 to 180; gray squares repeat columns 119 and 120 and rows 73 and 74



Key

- DMC 500
- DMC 712 Cream
- DMC 3832
- DMC 3716
- DMC 729
- DMC 815
- DMC 3347
- DMC 3348