French rug with a rose bouquet

Needlepoint pattern | 182 x 260 stitches | 14 x 20 in (35.6 x 50.8 cm) on 13 mesh | 24 colors



Thread key, DMC

			stitches	yards	skeins
●	772	Very Light Yellow Green	6,291	60	10
■	223	Light Shell Pink	6,122	58	9
▲	829	Very Dark Golden Olive	5,251	50	8
◆	729	Medium Old Gold	4,953	47	8
▼	712	Cream	3,586	34	6
★	677	Very Light Old Gold	3,127	30	5
❖	221	Very Dark Shell Pink	2,776	27	5
X	3362	Dark Pine Green	2,601	25	4
O	225	Ultra Very Light Shell Pink	1,789	17	3
+	224	Very Light Shell Pink	1,493	15	3
=	524	Very Light Fern Green	1,334	13	2
Z	680	Dark Old Gold	1,331	13	2
A	676	Light Old Gold	1,254	12	2
V	3722	Medium Shell Pink	791	8	2
T	3364	Pine Green	732	7	2
N	792	Dark Cornflower Blue	673	7	1
S	3747	Very Light Blue Violet	636	7	1
K	902	Very Dark Garnet	530	6	1
E	934	Black Avocado Green	495	5	1
C	793	Medium Cornflower Blue	492	5	1
P	3041	Medium Antique Violet	338	4	1
U	794	Light Cornflower Blue	301	3	1
L	3042	Light Antique Violet	232	3	1
2	745	Light Pale Yellow	192	2	1

One chart square is one tent stitch over one canvas intersection.

Cut the canvas at least 18 x 24 in (45.7 x 61 cm) for 13 mesh: the design and 2 in (5.1 cm) of margin on every side.

47,320 stitches in all. Start from the center: a red arrow above the chart marks the center column, and one to the left of it the center row. The arrows are on the pages those lines cross.

The chart is on 8 pages, each cut to what is stitched: bare canvas has no page, and a join falls on plain ground where it can. Pages 2 and 3 are turned on their side, for a part that is wider than it is tall. Where chart pages join, gray squares repeat two rows or columns. The small picture at the top of each chart page shows which part it is.

Thread: six-strand floss, 7 or 8 strands in the needle on 13 mesh (counted at 8), about 80 skeins of 8.7 yd in all. Or pearl cotton size 3, 1 strand, about 41 skeins of 16.4 yd; or tapestry wool, 1 strand, about 62 skeins of 8.7 yd; or Persian wool, 2 strands, about 51 skeins of 8 yd. Wool is numbered differently: match it by eye. Needle: tapestry, size 20.

Yards and skeins are estimates: the thread a stitch takes on the front and back of 13 mesh canvas, plus 30 percent, rounded up for each color (about 458 yards in all, as the thread lies in the needle).

Thread colors are approximate screen matches to DMC numbers. Check against real thread before you buy.

When it is stitched: also have a finisher, or the fabric and cord to make it up yourself. Ask before you stitch the edge: some finishes take extra rows. "Ways to finish needlepoint" is a guide linked from this pattern's page.

For your own stitching, gifts and handmade pieces you sell. Do not resell or share this PDF or copies of it.

French rug with a rose bouquet

Needlepoint pattern

Chart 1 of 8: columns 1 to 91, rows 1 to 66

This page is the dark part of the chart



French rug with a rose bouquet

Needlepoint pattern

This page is the dark part of the chart

Chart 2 of 8: columns 92 to 182, rows 1 to 66; gray squares repeat columns 90 and 91



French rug with a rose bouquet Needlepoint pattern

This page is the dark part of the chart

Chart 3 of 8: columns 1 to 61, rows 67 to 163; gray squares repeat rows 65 and 66



French rug with a rose bouquet

Needlepoint pattern

This page is the dark part of the chart

Chart 4 of 8: columns 62 to 122, rows 67 to 163; gray squares repeat columns 60 and 61 and rows 65 and 66



French rug with a rose bouquet

Needlepoint pattern

This page is the dark part of the chart

Chart 5 of 8: columns 123 to 182, rows 67 to 163; gray squares repeat columns 121 and 122 and rows 65 and 66



French rug with a rose bouquet

Needlepoint pattern

This page is the dark part of the chart

Chart 6 of 8: columns 1 to 61, rows 164 to 260; gray squares repeat rows 162 and 163



French rug with a rose bouquet

Needlepoint pattern

This page is the dark part of the chart

Chart 7 of 8: columns 62 to 122, rows 164 to 260; gray squares repeat columns 60 and 61 and rows 162 and 163



French rug with a rose bouquet

Needlepoint pattern

This page is the dark part of the chart

Chart 8 of 8: columns 123 to 182, rows 164 to 260; gray squares repeat columns 121 and 122 and rows 162 and 163

