French rug with a rose bouquet

Needlepoint pattern | 182 x 260 stitches | 14 x 20 in (35.6 x 50.8 cm) on 13 mesh | 24 colors



Thread key, DMC

			stitches	yards	skeins
●	**772**	Very Light Yellow Green	6,291	60	10
■	**223**	Light Shell Pink	6,122	58	9
▲	**829**	Very Dark Golden Olive	5,251	50	8
◆	**729**	Medium Old Gold	4,953	47	8
▼	**712**	Cream	3,586	34	6
★	**677**	Very Light Old Gold	3,127	30	5
❖	**221**	Very Dark Shell Pink	2,776	27	5
X	**3362**	Dark Pine Green	2,601	25	4
O	**225**	Ultra Very Light Shell Pink	1,789	17	3
+	**224**	Very Light Shell Pink	1,493	15	3
=	**524**	Very Light Fern Green	1,334	13	2
Z	**680**	Dark Old Gold	1,331	13	2
A	**676**	Light Old Gold	1,254	12	2
V	**3722**	Medium Shell Pink	791	8	2
T	**3364**	Pine Green	732	7	2
N	**792**	Dark Cornflower Blue	673	7	1
S	**3747**	Very Light Blue Violet	636	7	1
K	**902**	Very Dark Garnet	530	6	1
E	**934**	Black Avocado Green	495	5	1
C	**793**	Medium Cornflower Blue	492	5	1
P	**3041**	Medium Antique Violet	338	4	1
U	**794**	Light Cornflower Blue	301	3	1
L	**3042**	Light Antique Violet	232	3	1
2	**745**	Light Pale Yellow	192	2	1

One chart square is one tent stitch over one canvas intersection.

Cut the canvas at least 18 x 24 in (45.7 x 61 cm) for 13 mesh: the design and 2 in (5.1 cm) of margin on every side.

47,320 stitches in all. Start from the center: a red arrow above the chart marks the center column, and one to the left of it the center row. The arrows are on the pages those lines cross.

The chart is on 8 pages, each cut to what is stitched: bare canvas has no page, and a join falls on plain ground where it can. Pages 2 and 3 are turned on their side, for a part that is wider than it is tall. Where chart pages join, gray squares repeat two rows or columns. The small picture at the top of each chart page shows which part it is.

Thread: six-strand floss, 7 or 8 strands in the needle on 13 mesh (counted at 8), about 80 skeins of 8.7 yd in all. Or pearl cotton size 3, 1 strand, about 41 skeins of 16.4 yd; or tapestry wool, 1 strand, about 62 skeins of 8.7 yd; or Persian wool, 2 strands, about 51 skeins of 8 yd. Wool is numbered differently: match it by eye. Needle: tapestry, size 20.

Yards and skeins are estimates: the thread a stitch takes on the front and back of 13 mesh canvas, plus 30 percent, rounded up for each color (about 458 yards in all, as the thread lies in the needle).

Thread colors are approximate screen matches to DMC numbers. Check against real thread before you buy.

When it is stitched: also have a finisher, or the fabric and cord to make it up yourself. Ask before you stitch the edge: some finishes take extra rows. "Ways to finish needlepoint" is a guide linked from this pattern's page.

For your own stitching, gifts and handmade pieces you sell. Do not resell or share this PDF or copies of it.

French rug with a rose bouquet

Needlepoint pattern

Chart 1 of 8: columns 1 to 91, rows 1 to 71

This page is the dark part of the chart



French rug with a rose bouquet

Needlepoint pattern

This page is the dark part of the chart

Chart 2 of 8: columns 92 to 182, rows 1 to 71; gray squares repeat columns 90 and 91



French rug with a rose bouquet

Needlepoint pattern

Chart 3 of 8: columns 1 to 61, rows 72 to 165; gray squares repeat rows 70 and 71

This page is the dark part of the chart



Key

- ● DMC 772
- ■ DMC 223
- ▲ DMC 829
- ◆ DMC 729
- ▼ DMC 712
- ★ DMC 677
- ❖ DMC 221
- X DMC 3362
- O DMC 225
- \+ DMC 224
- = DMC 524
- Z DMC 680
- A DMC 676
- V DMC 3722
- T DMC 3364
- N DMC 792
- S DMC 3747
- K DMC 902
- E DMC 934
- P DMC 3041
- U DMC 794

French rug with a rose bouquet

Needlepoint pattern

This page is the dark part of the chart

Chart 4 of 8: columns 62 to 122, rows 72 to 165; gray squares repeat columns 60 and 61 and rows 70 and 71

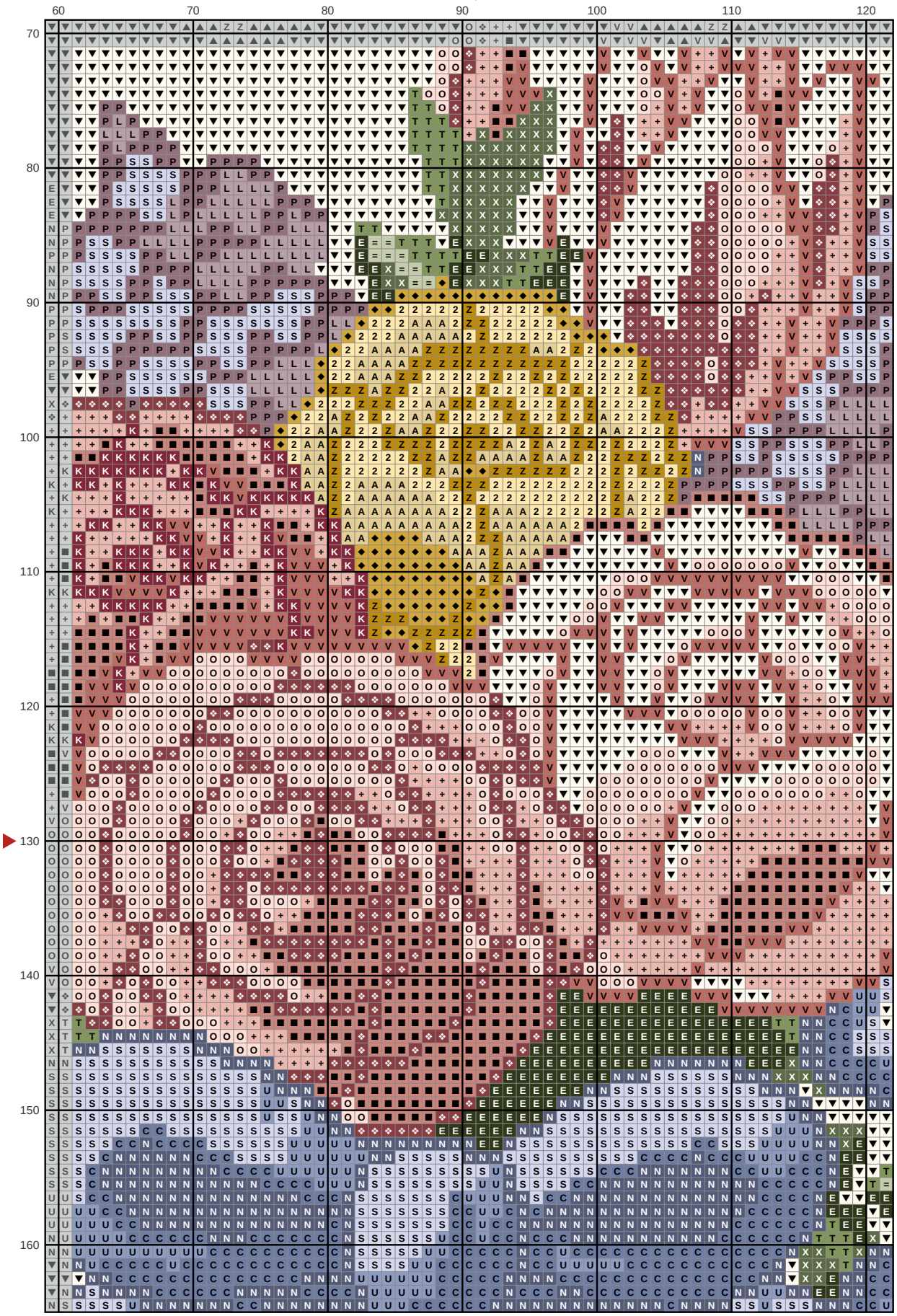

French rug with a rose bouquet

Needlepoint pattern

This page is the dark part of the chart

Chart 5 of 8: columns 123 to 182, rows 72 to 165; gray squares repeat columns 121 and 122 and rows 70 and 71



French rug with a rose bouquet

Needlepoint pattern

Chart 6 of 8: columns 1 to 61, rows 166 to 260; gray squares repeat rows 164 and 165

This page is the dark part of the chart



Key

- ● DMC 772
- ■ DMC 223
- ▲ DMC 829
- ◆ DMC 729
- ▼ DMC 712
- ★ DMC 677
- ❖ DMC 221
- X DMC 3362
- O DMC 225
- \+ DMC 224
- = DMC 524
- Z DMC 680
- A DMC 676
- V DMC 3722
- T DMC 3364
- N DMC 792
- S DMC 3747
- K DMC 902
- E DMC 934
- C DMC 793
- U DMC 794

French rug with a rose bouquet

Needlepoint pattern

This page is the dark part of the chart

Chart 7 of 8: columns 62 to 122, rows 166 to 260; gray squares repeat columns 60 and 61 and rows 164 and 165



French rug with a rose bouquet

Needlepoint pattern

This page is the dark part of the chart

Chart 8 of 8: columns 123 to 182, rows 166 to 260; gray squares repeat columns 121 and 122 and rows 164 and 165

