Happy Easter rabbit flower wreath

Needlepoint pattern | 130 x 130 stitches | 10 x 10 in (25.4 x 25.4 cm) on 13 mesh | 20 colors



How to stitch it



1. Each square is one tent stitch, up at 1, down at 2. Lines in continental, right to left, the canvas upside down for the next row; wide areas in basketweave.
2. Cut 18 in of thread. Start and end it without a knot left behind.
3. Mark the middle of the canvas. It is the outlined square on page 2, column 65, row 65 (DMC 747): start there. Count threads, not holes.
4. Go on from it: picture first, background last. Gray squares are on two pages: stitch them once.
5. Last, two more rows all round, each stitch in the color it lies beside: the seam hides them.

First time? How to needlepoint: flossfield.com/needlepoint/guides/how-to-start/
How to read a chart: flossfield.com/needlepoint/guides/how-to-read-a-chart/

What you need

Canvas: blank mono canvas, 13 mesh (13 threads to the inch), cut 14.5 in square (36.8 cm).

Needle: blunt tapestry, size 20. Also masking tape for the cut edges, and small scissors.

Thread: six-strand floss, 20 colors, about 37 skeins in all (an estimate). Stitch with 7 strands (8 if canvas shows).

Make it a pillow: backing fabric, an insert the size of the stitching or an inch larger, and cord or piping for the edge. How to finish a pillow.

Thread list, DMC

			stitches	skeins				stitches	skeins
●	828	Ultra Very Light Sky Blue	4,937	9	=	818	Baby Pink	412	1
■	747	Very Light Sky Blue	3,739	6	Z	783	Medium Topaz	410	1
▲	738	Very Light Tan	789	2	A	3733	Dusty Rose	402	1
◆	154	Very Dark Grape	753	2	V	436	Tan	400	1
▼	986	Very Dark Forest Green	749	2	T	211	Light Lavender	372	1
★	801	Dark Coffee Brown	674	2	N	745	Light Pale Yellow	364	1
❖	BLANC	White	602	1	S	471	Very Light Avocado Green	307	1
X	988	Medium Forest Green	552	1	K	352	Light Coral	160	1
H	743	Medium Yellow	508	1	E	350	Medium Coral	155	1
+	553	Violet	461	1	C	434	Light Brown	154	1

Skeins are estimates, with the two extra rows: the thread a stitch takes on the front and back of 13 mesh canvas, plus 30 percent, rounded up for each color.

Thread colors are approximate screen matches to DMC numbers. Check against real thread before you buy.

For your own stitching, gifts and handmade pieces you sell. Do not resell or share this PDF or copies of it.

Happy Easter rabbit flower wreath Needlepoint pattern

Columns 1 to 69, rows 1 to 69. Start at the red outline

This page is the dark part of the chart



Key

- ● **DMC 828** Ultra Very Light Sky Blue
- ■ **DMC 747** Very Light Sky Blue
- ◆ **DMC 154** Very Dark Grape
- ▼ **DMC 986** Very Dark Forest Green
- ❖ **DMC BLANC** White
- X **DMC 988** Medium Forest Green
- H **DMC 743** Medium Yellow
- \+ **DMC 553** Violet
- = **DMC 818** Baby Pink
- Z **DMC 783** Medium Topaz
- A **DMC 3733** Dusty Rose
- T **DMC 211** Light Lavender
- N **DMC 745** Light Pale Yellow
- S **DMC 471** Very Light Avocado Green
- K **DMC 352** Light Coral
- E **DMC 350** Medium Coral

Happy Easter rabbit flower wreath Needlepoint pattern

Columns 70 to 130, rows 1 to 69. Gray squares: charted already, do not stitch again

This page is the dark part of the chart



Key

- ● **DMC 828** Ultra Very Light Sky Blue
- ■ **DMC 747** Very Light Sky Blue
- ◆ **DMC 154** Very Dark Grape
- ▼ **DMC 986** Very Dark Forest Green
- ❖ **DMC BLANC** White
- X **DMC 988** Medium Forest Green
- H **DMC 743** Medium Yellow
- \+ **DMC 553** Violet
- = **DMC 818** Baby Pink
- Z **DMC 783** Medium Topaz
- A **DMC 3733** Dusty Rose
- T **DMC 211** Light Lavender
- N **DMC 745** Light Pale Yellow
- S **DMC 471** Very Light Avocado Green
- K **DMC 352** Light Coral
- E **DMC 350** Medium Coral

Happy Easter rabbit flower wreath Needlepoint pattern

Columns 1 to 69, rows 70 to 130. Gray squares: charted already, do not stitch again

This page is the dark part of the chart



Key

- ● **DMC 828** Ultra Very Light Sky Blue
- ■ **DMC 747** Very Light Sky Blue
- ▲ **DMC 738** Very Light Tan
- ◆ **DMC 154** Very Dark Grape
- ▼ **DMC 986** Very Dark Forest Green
- ★ **DMC 801** Dark Coffee Brown
- ❖ **DMC BLANC** White
- X **DMC 988** Medium Forest Green
- H **DMC 743** Medium Yellow
- \+ **DMC 553** Violet
- = **DMC 818** Baby Pink
- Z **DMC 783** Medium Topaz
- A **DMC 3733** Dusty Rose
- V **DMC 436** Tan
- T **DMC 211** Light Lavender
- N **DMC 745** Light Pale Yellow
- S **DMC 471** Very Light Avocado Green
- K **DMC 352** Light Coral
- C **DMC 434** Light Brown

Happy Easter rabbit flower wreath Needlepoint pattern

Columns 70 to 130, rows 70 to 130. Gray squares: charted already, do not stitch again

This page is the dark part of the chart



Key

- ● **DMC 828** Ultra Very Light Sky Blue
- ■ **DMC 747** Very Light Sky Blue
- ▲ **DMC 738** Very Light Tan
- ◆ **DMC 154** Very Dark Grape
- ▼ **DMC 986** Very Dark Forest Green
- ★ **DMC 801** Dark Coffee Brown
- ❖ **DMC BLANC** White
- X **DMC 988** Medium Forest Green
- H **DMC 743** Medium Yellow
- \+ **DMC 553** Violet
- = **DMC 818** Baby Pink
- Z **DMC 783** Medium Topaz
- A **DMC 3733** Dusty Rose
- V **DMC 436** Tan
- T **DMC 211** Light Lavender
- N **DMC 745** Light Pale Yellow
- S **DMC 471** Very Light Avocado Green
- K **DMC 352** Light Coral
- E **DMC 350** Medium Coral
- C **DMC 434** Light Brown