# Mermaid with a pearl in a coral bloom

Needlepoint pattern | 90 x 126 stitches | 5 x 7 in (12.7 x 17.8 cm) on 18 mesh | 20 colors



## How to stitch it




1. Each square is one tent stitch, up at 1, down at 2. Lines in continental, right to left, the canvas upside down for the next row; wide areas in basketweave.
2. Cut 18 in of thread. Start and end it without a knot left behind.
3. Mark the middle of the canvas. It is the outlined square on page 2, column 45, row 63 (DMC 3772): start there. Count threads, not holes.
4. Go on from it: picture first, background last. Gray squares are on two pages: stitch them once.
5. When it is done, block it square.

First time? How to needlepoint: flossfield.com/needlepoint/guides/how-to-start/
How to read a chart: flossfield.com/needlepoint/guides/how-to-read-a-chart/

## What you need

**Canvas:** blank mono canvas, 18 mesh (18 threads to the inch), cut 9 in wide x 11 in high (22.9 x 27.9 cm).

**Needle:** blunt tapestry, size 22. Also masking tape for the cut edges, and small scissors.

**Thread:** six-strand floss, 20 colors, about 21 skeins in all (an estimate). Stitch with 4 strands (5 or 6 if canvas shows).

**Frame it:** acid-free board and a frame.
How to frame needlepoint.

## Thread list, DMC

| | | | stitches | skeins |
|---|---|---|---|---|
| ● | 500 | Very Dark Blue Green | 1,966 | 2 |
| ■ | 504 | Very Light Blue Green | 1,032 | 1 |
| ▲ | 3817 | Light Celadon Green | 1,028 | 1 |
| ◆ | 3328 | Dark Salmon | 915 | 1 |
| ▼ | 758 | Very Light Terra Cotta | 807 | 1 |
| ★ | 3064 | Desert Sand | 764 | 1 |
| ❖ | 553 | Violet | 540 | 1 |
| X | 782 | Dark Topaz | 482 | 1 |
| H | 3822 | Light Straw | 450 | 1 |
| + | 948 | Very Light Peach | 417 | 1 |
| = | 554 | Light Violet | 404 | 1 |
| Z | 816 | Garnet | 386 | 1 |
| A | 3345 | Dark Hunter Green | 372 | 1 |
| V | 3347 | Medium Yellow Green | 322 | 1 |
| T | 552 | Medium Violet | 304 | 1 |
| N | 632 | Ultra Very Dark Desert Sand | 263 | 1 |
| S | 3772 | Very Dark Desert Sand | 227 | 1 |
| K | BLANC | White | 226 | 1 |
| E | 310 | Black | 222 | 1 |
| C | 211 | Light Lavender | 213 | 1 |

Skeins are estimates: the thread a stitch takes on the front and back of 18 mesh canvas, plus 30 percent, rounded up for each color.
Thread colors are approximate screen matches to DMC numbers. Check against real thread before you buy.
For your own stitching, gifts and handmade pieces you sell. Do not resell or share this PDF or copies of it.

# Mermaid with a pearl in a coral bloom

Needlepoint pattern

Columns 1 to 90, rows 1 to 67. Start at the red outline

This page is the dark part of the chart




## Key

- DMC 500 — Very Dark Blue Green
- DMC 504 — Very Light Blue Green
- DMC 3817 — Light Celadon Green
- DMC 3328 — Dark Salmon
- DMC 758 — Very Light Terra Cotta
- DMC 3064 — Desert Sand
- DMC 782 — Dark Topaz
- DMC 3822 — Light Straw
- DMC 948 — Very Light Peach
- DMC 816 — Garnet
- DMC 3345 — Dark Hunter Green
- DMC 3347 — Medium Yellow Green
- DMC 552 — Medium Violet
- DMC 632 — Ultra Very Dark Desert Sand
- DMC 3772 — Very Dark Desert Sand
- DMC BLANC — White
- DMC 310 — Black
- DMC 211 — Light Lavender

# Mermaid with a pearl in a coral bloom

Needlepoint pattern

Columns 1 to 90, rows 68 to 126. Gray squares: charted already, do not stitch again

This page is the dark part of the chart




## Key

- **DMC 500** Very Dark Blue Green
- **DMC 504** Very Light Blue Green
- **DMC 3817** Light Celadon Green
- **DMC 3328** Dark Salmon
- **DMC 758** Very Light Terra Cotta
- **DMC 3064** Desert Sand
- **DMC 553** Violet
- **DMC 782** Dark Topaz
- **DMC 3822** Light Straw
- **DMC 948** Very Light Peach
- **DMC 554** Light Violet
- **DMC 816** Garnet
- **DMC 3345** Dark Hunter Green
- **DMC 3347** Medium Yellow Green
- **DMC 552** Medium Violet
- **DMC 632** Ultra Very Dark Desert Sand
- **DMC 3772** Very Dark Desert Sand
- **DMC BLANC** White
- **DMC 211** Light Lavender