Michigan pillow with apple blossom

Needlepoint pattern | 140 x 140 stitches | 14 x 14 in (35.6 x 35.6 cm) on 10 mesh | 24 colors



Thread key

			stitches				stitches
●	DMC 824	Very Dark Blue	6,259	A	DMC 3865	Winter White	532
■	DMC 3760	Medium Wedgwood	1,392	V	DMC 963	Ultra Very Light Dusty Rose	391
▲	DMC 807	Peacock Blue	1,353	T	DMC 3371	Black Brown	247
◆	DMC 598	Light Turquoise	1,289	N	DMC 3363	Medium Pine Green	232
▼	DMC 989	Forest Green	1,130	S	DMC 3731	Very Dark Dusty Rose	198
★	DMC 3346	Hunter Green	1,110	K	DMC 3022	Medium Brown Gray	191
❖	DMC 895	Very Dark Hunter Green	1,076	E	DMC 725	Medium Light Topaz	103
X	DMC 3348	Light Yellow Green	970	C	DMC 677	Very Light Old Gold	102
O	DMC 3811	Very Light Turquoise	917	P	DMC 3853	Dark Autumn Gold	74
+	DMC 3326	Light Rose	739	U	DMC 921	Copper	36
=	DMC 3347	Medium Yellow Green	622	L	DMC 321	Red	33
Z	DMC 819	Light Baby Pink	588	2	DMC 920	Medium Copper	16

One chart square is one tent stitch over one canvas intersection.

Cut the canvas at least 18 x 18 in (45.7 x 45.7 cm) for 10 mesh: the design and 2 in (5.1 cm) of margin on every side.

19,600 stitches in all. Start from the center: a red arrow above the chart marks the center column, and one to the left of it the center row. The arrows are on the pages those lines cross.

The chart is divided evenly over 4 pages. Where chart pages join, gray squares repeat two rows or columns. The small picture at the top of each chart page shows which part it is.

Thread colors are approximate screen matches to DMC numbers. Check against real thread before you buy.

For your own stitching, gifts and handmade pieces you sell. Do not resell or share this PDF.

Michigan pillow with apple blossom

Needlepoint pattern

Chart 1 of 4: columns 1 to 70, rows 1 to 70

This page is the dark part of the chart



Michigan pillow with apple blossom

Needlepoint pattern

This page is the dark part of the chart

Chart 2 of 4: columns 71 to 140, rows 1 to 70; gray squares repeat columns 69 and 70



Michigan pillow with apple blossom

Needlepoint pattern

Chart 3 of 4: columns 1 to 70, rows 71 to 140; gray squares repeat rows 69 and 70

This page is the dark part of the chart



Michigan pillow with apple blossom

Needlepoint pattern

This page is the dark part of the chart

Chart 4 of 4: columns 71 to 140, rows 71 to 140; gray squares repeat columns 69 and 70 and rows 69 and 70

