Washington DC cherry blossom pillow

Needlepoint pattern | 140 x 140 stitches | 14 x 14 in (35.6 x 35.6 cm) on 10 mesh | 24 colors



Thread key, DMC

			stitches	yards	skeins
●	**504**	Very Light Blue Green	2,874	36	5
■	**3813**	Light Blue Green	1,817	23	3
▲	**3817**	Light Celadon Green	1,428	18	3
◆	**3689**	Light Mauve	1,344	17	3
▼	**819**	Light Baby Pink	1,219	16	2
★	**3042**	Light Antique Violet	1,184	15	2
❖	**3733**	Dusty Rose	1,138	15	2
X	**712**	Cream	1,127	14	2
O	**948**	Very Light Peach	1,106	14	2
+	**3743**	Very Light Antique Violet	1,080	14	2
=	**502**	Blue Green	905	12	2
Z	**ECRU**	Ecru	686	9	2
A	**3816**	Celadon Green	620	8	1
V	**3363**	Medium Pine Green	595	8	1
T	**928**	Very Light Gray Green	526	7	1
N	**779**	Dark Cocoa	417	6	1
S	**3041**	Medium Antique Violet	317	4	1
K	**3031**	Very Dark Mocha Brown	290	4	1
E	**3861**	Light Cocoa	263	4	1
C	**471**	Very Light Avocado Green	200	3	1
P	**3350**	Ultra Dark Dusty Rose	172	3	1
U	**3820**	Dark Straw	109	2	1
L	**500**	Very Dark Blue Green	93	2	1
2	**3731**	Very Dark Dusty Rose	90	2	1

One chart square is one tent stitch over one canvas intersection.

Cut the canvas at least 18 x 18 in (45.7 x 45.7 cm) for 10 mesh: the design and 2 in (5.1 cm) of margin on every side.

19,600 stitches in all. Start from the center: a red arrow above the chart marks the center column, and one to the left of it the center row. The arrows are on the pages those lines cross.

The chart is on 4 pages, each cut to what is stitched: bare canvas has no page, and a join falls on plain ground where it can. Where chart pages join, gray squares repeat two rows or columns. The small picture at the top of each chart page shows which part it is.

Thread: pearl cotton size 3, 2 strands in the needle on 10 mesh, about 42 skeins of 16.4 yd in all. Or six-strand floss, 8 to 10 strands, about 58 skeins of 8.7 yd; or tapestry wool, 1 strand, about 40 skeins of 8.7 yd; or Persian wool, 3 strands, about 42 skeins of 8 yd. Wool is numbered differently: match it by eye. Needle: tapestry, size 16 or 18.

Yards and skeins are estimates: the thread a stitch takes on the front and back of 10 mesh canvas, plus 30 percent, rounded up for each color (about 256 yards in all, as the thread lies in the needle).

Thread colors are approximate screen matches to DMC numbers. Check against real thread before you buy.

Make it a pillow: also have backing fabric, an insert the size of the stitching or an inch larger, and cord or piping for the edge. The seam takes the last two rows: stitch two extra rows all round, or keep the edge plain. "How to finish a pillow" is a guide linked from this pattern's page.

For your own stitching, gifts and handmade pieces you sell. Do not resell or share this PDF.

Washington DC cherry blossom pillow

Needlepoint pattern

This page is the dark part of the chart

Chart 1 of 4: columns 1 to 70, rows 1 to 81



Washington DC cherry blossom pillow

Needlepoint pattern

This page is the dark part of the chart

Chart 2 of 4: columns 71 to 140, rows 1 to 81; gray squares repeat columns 69 and 70



Washington DC cherry blossom pillow

Needlepoint pattern

Chart 3 of 4: columns 1 to 70, rows 82 to 140; gray squares repeat rows 80 and 81

This page is the dark part of the chart



Washington DC cherry blossom pillow

Needlepoint pattern

This page is the dark part of the chart



Chart 4 of 4: columns 71 to 140, rows 82 to 140; gray squares repeat columns 69 and 70 and rows 80 and 81

