Wildflower bouquet lumbar floral pillow

Needlepoint pattern | 160 x 120 stitches | 16 x 12 in (40.6 x 30.5 cm) on 10 mesh | 24 colors



Thread key, DMC

			stitches	yards	skeins
●	775	Very Light Baby Blue	3,966	49	6
■	827	Very Light Blue	2,582	32	4
▲	BLANC	White	2,395	30	4
◆	3752	Very Light Antique Blue	1,396	18	3
▼	815	Medium Garnet	1,240	16	2
★	606	Bright Orange-Red	880	11	2
❖	895	Very Dark Hunter Green	859	11	2
X	3347	Medium Yellow Green	789	10	2
O	932	Light Antique Blue	784	10	2
+	817	Very Dark Coral Red	532	7	1
=	782	Dark Topaz	474	6	1
Z	725	Medium Light Topaz	444	6	1
A	3346	Hunter Green	391	5	1
V	310	Black	325	5	1
T	3340	Medium Apricot	281	4	1
N	3820	Dark Straw	275	4	1
S	351	Coral	239	3	1
K	780	Ultra Very Dark Topaz	235	3	1
E	727	Very Light Topaz	215	3	1
C	3041	Medium Antique Violet	210	3	1
P	471	Very Light Avocado Green	195	3	1
U	321	Red	194	3	1
L	3740	Dark Antique Violet	174	3	1
2	3822	Light Straw	125	2	1

One chart square is one tent stitch over one canvas intersection.

Cut the canvas at least 20 x 16 in (50.8 x 40.6 cm) for 10 mesh: the design and 2 in (5.1 cm) of margin on every side.

19,200 stitches in all. Start from the center: a red arrow above the chart marks the center column, and one to the left of it the center row. The arrows are on the pages those lines cross.

The chart is divided evenly over 4 pages. Pages 2, 3, 4 and 5 are turned on their side, for a part that is wider than it is tall. Where chart pages join, gray squares repeat two rows or columns. The small picture at the top of each chart page shows which part it is.

Thread: pearl cotton size 3, 2 strands in the needle on 10 mesh, about 42 skeins of 16.4 yd in all. Or six-strand floss, 8 to 10 strands, about 58 skeins of 8.7 yd; or tapestry wool, 1 strand, about 41 skeins of 8.7 yd; or Persian wool, 3 strands, about 43 skeins of 8 yd. Wool is numbered differently: match it by eye. Needle: tapestry, size 16 or 18.

Yards and skeins are estimates: the thread a stitch takes on the front and back of 10 mesh canvas, plus 30 percent, rounded up for each color (about 247 yards in all, as the thread lies in the needle).

Thread colors are approximate screen matches to DMC numbers. Check against real thread before you buy.

Make it a pillow: also have backing fabric, an insert the size of the stitching or an inch larger, and cord or piping for the edge. The seam takes the last two rows: stitch two extra rows all round, or keep the edge plain. "How to finish a pillow" is a guide linked from this pattern's page.

For your own stitching, gifts and handmade pieces you sell. Do not resell or share this PDF.

Wildflower bouquet lumbar floral pillow

Needlepoint pattern

Chart 1 of 4: columns 1 to 80, rows 1 to 60

This page is the dark part of the chart



Wildflower bouquet lumbar floral pillow

Needlepoint pattern

This page is the dark part of the chart

Chart 2 of 4: columns 81 to 160, rows 1 to 60; gray squares repeat columns 79 and 80



Wildflower bouquet lumbar floral pillow

Needlepoint pattern

Chart 3 of 4: columns 1 to 80, rows 61 to 120; gray squares repeat rows 59 and 60

This page is the dark part of the chart



Wildflower bouquet lumbar floral pillow

Needlepoint pattern

Chart 4 of 4: columns 81 to 160, rows 61 to 120; gray squares repeat columns 79 and 80 and rows 59 and 60

This page is the dark part of the chart

