Black dog stocking, poodle at the window

Needlepoint pattern | 143 x 234 stitches | 11 x 18 in (27.9 x 45.7 cm) on 13 mesh | 24 colors



How to stitch it



1. Each square is one tent stitch, up at 1, down at 2. Lines in continental, right to left, the canvas upside down for the next row; wide areas in basketweave.
2. Cut 18 in of thread. Start and end it without a knot left behind.
3. Mark the crossing 2 in from the top and right edges of the canvas. It is the outlined square, top right of page 2, column 143, row 1 (DMC 321): start there. Count threads, not holes.
4. The name first, where you put one on it, then downward, background as you go. Gray squares are on two pages: stitch them once. Empty squares stay bare.
5. Last, two more rows all round, each stitch in the color it lies beside: the seam hides them. Ask your finisher first.

The dashed box on the cuff is the place for a name, and the two red marks are its middle: type one on the pattern's page to have it charted.

First time? How to needlepoint: flossfield.com/needlepoint/guides/how-to-start/
How to read a chart: flossfield.com/needlepoint/guides/how-to-read-a-chart/

What you need

Canvas: blank mono canvas, 13 mesh (13 threads to the inch), cut 15.5 in wide x 22.5 in high (39.4 x 57.2 cm).

Needle: blunt tapestry, size 20. Also masking tape for the cut edges, and small scissors.

Thread: six-strand floss, 24 colors, about 50 skeins in all (an estimate). Stitch with 7 strands (8 if canvas shows).

Make it a stocking: a finisher, who backs and lines it (ask months before Christmas), or backing, lining, cord and a loop to sew it up yourself. How to finish a stocking.

Thread list, DMC

			stitches	skeins
●	BLANC	White	3,471	6
■	321	Red	2,845	5
▲	931	Medium Antique Blue	2,766	5
◆	310	Black	2,077	4
▼	501	Dark Blue Green	1,387	3
★	3750	Very Dark Antique Blue	1,094	2
❖	745	Light Pale Yellow	1,052	2
X	500	Very Dark Blue Green	871	2
H	932	Light Antique Blue	812	2
+	3820	Dark Straw	800	2
=	502	Blue Green	770	2
Z	3752	Very Light Antique Blue	743	2
A	3822	Light Straw	713	2
V	3799	Very Dark Pewter Gray	678	1
T	317	Pewter Gray	554	1
N	3756	Ultra Very Light Baby Blue	441	1
S	930	Dark Antique Blue	438	1
K	898	Very Dark Coffee Brown	423	1
E	815	Medium Garnet	404	1
C	414	Dark Steel Gray	237	1
P	436	Tan	108	1
U	350	Medium Coral	108	1
L	434	Light Brown	79	1
2	783	Medium Topaz	49	1

Skeins are estimates, with the two extra rows: the thread a stitch takes on the front and back of 13 mesh canvas, plus 30 percent, rounded up for each color.

Thread colors are approximate screen matches to DMC numbers. Check against real thread before you buy.

For your own stitching, gifts and handmade pieces you sell. Do not resell or share this PDF or copies of it.

Black dog stocking, poodle at the window

Needlepoint pattern

Columns 62 to 143, rows 1 to 71. Start at the red outline

This page is the dark part of the chart



Key

- DMC BLANC White
- DMC 321 Red
- DMC 931 Medium Antique Blue
- DMC 501 Dark Blue Green
- DMC 3750 Very Dark Antique Blue
- DMC 500 Very Dark Blue Green
- DMC 932 Light Antique Blue
- DMC 3820 Dark Straw
- DMC 502 Blue Green
- DMC 3752 Very Light Antique Blue
- DMC 3822 Light Straw
- DMC 930 Dark Antique Blue
- DMC 815 Medium Garnet
- DMC 350 Medium Coral
- DMC 783 Medium Topaz

Black dog stocking, poodle at the window

Needlepoint pattern

Columns 61 to 143, rows 72 to 140. Gray squares: charted already, do not stitch again

This page is the dark part of the chart



Key

- **DMC BLANC** — White
- **DMC 321** — Red
- **DMC 931** — Medium Antique Blue
- **DMC 310** — Black
- **DMC 501** — Dark Blue Green
- **DMC 3750** — Very Dark Antique Blue
- **DMC 745** — Light Pale Yellow
- **DMC 500** — Very Dark Blue Green
- **DMC 932** — Light Antique Blue
- **DMC 3820** — Dark Straw
- **DMC 502** — Blue Green
- **DMC 3752** — Very Light Antique Blue
- **DMC 3822** — Light Straw
- **DMC 3799** — Very Dark Pewter Gray
- **DMC 317** — Pewter Gray
- **DMC 930** — Dark Antique Blue
- **DMC 414** — Dark Steel Gray
- **DMC 436** — Tan
- **DMC 350** — Medium Coral
- **DMC 434** — Light Brown

Black dog stocking, poodle at the window Needlepoint pattern

Columns 1 to 72, rows 141 to 234. Gray squares: charted already, do not stitch again

This page is the dark part of the chart

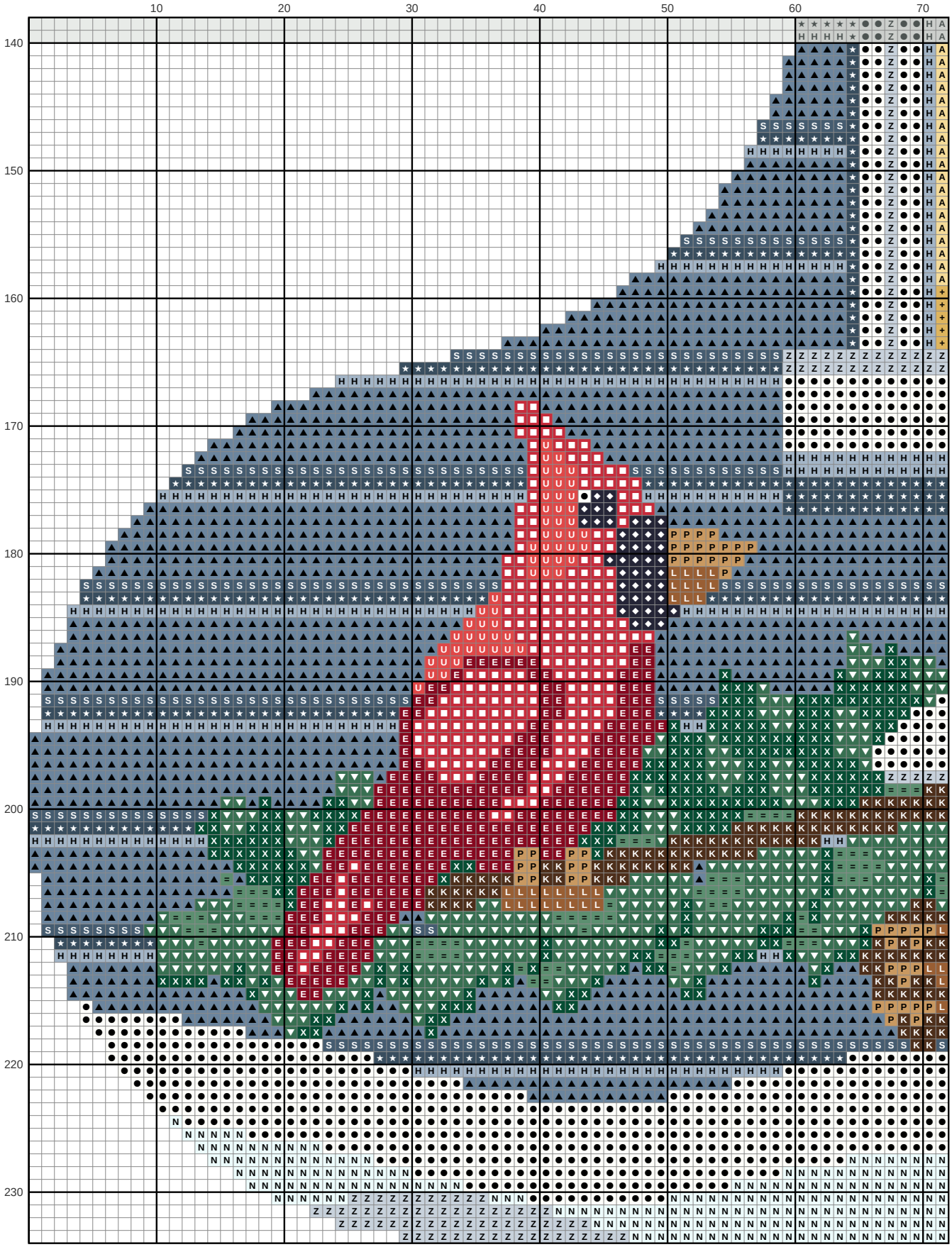

Black dog stocking, poodle at the window

Needlepoint pattern

Columns 73 to 143, rows 141 to 234. Gray squares: charted already, do not stitch again

This page is the dark part of the chart

