Easter doily with rabbits and primroses

Needlepoint pattern | 182 x 182 stitches | 14 x 14 in (35.6 x 35.6 cm) on 13 mesh | 21 colors



Thread key, DMC

			stitches	yards	skeins
●	**BLANC**	White	6,929	66	11
□	**3808**	Ultra Very Dark Turquoise	5,296	51	8
▲	**3810**	Dark Turquoise	3,655	35	6
◆	**3811**	Very Light Turquoise	2,965	29	5
▼	**3078**	Very Light Golden Yellow	1,928	19	3
★	**895**	Very Dark Hunter Green	1,701	17	3
❖	**3346**	Hunter Green	1,440	14	3
X	**3712**	Medium Salmon	1,401	14	3
O	**747**	Very Light Sky Blue	1,314	13	2
+	**435**	Very Light Brown	1,168	12	2
=	**3347**	Medium Yellow Green	1,057	11	2
Z	**437**	Light Tan	853	9	2
A	**433**	Medium Brown	811	8	2
V	**3348**	Light Yellow Green	590	6	1
T	**742**	Light Tangerine	523	5	1
N	**801**	Dark Coffee Brown	482	5	1
S	**739**	Ultra Very Light Tan	477	5	1
K	**726**	Light Topaz	306	3	1
E	**712**	Cream	112	2	1
C	**761**	Light Salmon	80	1	1
P	**3371**	Black Brown	36	1	1

One chart square is one tent stitch over one canvas intersection.

Cut the canvas at least 18 x 18 in (45.7 x 45.7 cm) for 13 mesh: the design and 2 in (5.1 cm) of margin on every side.

33,124 stitches in all. Start from the center: a red arrow above the chart marks the center column, and one to the left of it the center row. The arrows are on the pages those lines cross.

The chart is on 5 pages, each cut to what is stitched: bare canvas has no page, and a join falls on plain ground where it can. Pages 2 and 3 are turned on their side, for a part that is wider than it is tall. Where chart pages join, gray squares repeat two rows or columns. The small picture at the top of each chart page shows which part it is.

Thread: six-strand floss, 7 or 8 strands in the needle on 13 mesh (counted at 8), about 60 skeins of 8.7 yd in all. Or pearl cotton size 3, 1 strand, about 32 skeins of 16.4 yd; or tapestry wool, 1 strand, about 47 skeins of 8.7 yd; or Persian wool, 2 strands, about 39 skeins of 8 yd. Wool is numbered differently: match it by eye. Needle: tapestry, size 20.

Yards and skeins are estimates: the thread a stitch takes on the front and back of 13 mesh canvas, plus 30 percent, rounded up for each color (about 326 yards in all, as the thread lies in the needle).

Thread colors are approximate screen matches to DMC numbers. Check against real thread before you buy.

When it is stitched: also have a finisher, or the fabric and cord to make it up yourself. Ask before you stitch the edge: some finishes take extra rows. "Ways to finish needlepoint" is a guide linked from this pattern's page.

For your own stitching, gifts and handmade pieces you sell. Do not resell or share this PDF.

Easter doily with rabbits and primroses

Needlepoint pattern

Chart 1 of 5: columns 1 to 91, rows 1 to 74

This page is the dark part of the chart



Easter doily with rabbits and primroses

Needlepoint pattern

This page is the dark part of the chart

Chart 2 of 5: columns 92 to 182, rows 1 to 74; gray squares repeat columns 90 and 91



Easter doily with rabbits and primroses

Needlepoint pattern

Chart 3 of 5: columns 1 to 61, rows 75 to 182; gray squares repeat rows 73 and 74

This page is the dark part of the chart



Easter doily with rabbits and primroses

Needlepoint pattern

This page is the dark part of the chart

Chart 4 of 5: columns 62 to 122, rows 75 to 182; gray squares repeat columns 60 and 61 and rows 73 and 74



Easter doily with rabbits and primroses

Needlepoint pattern

This page is the dark part of the chart

Chart 5 of 5: columns 123 to 182, rows 75 to 182; gray squares repeat columns 121 and 122 and rows 73 and 74

