Be merry, cocoa by the fire

Needlepoint pattern | 164 x 164 stitches | 16.4 x 16.4 in (41.7 x 41.7 cm) on 10 mesh | 24 colors



How to stitch it



1. Each square is one tent stitch, up at 1, down at 2. Lines in continental, right to left, the canvas upside down for the next row; wide areas in basketweave.
2. Cut 18 in of thread. Start and end it without a knot left behind.
3. Mark the middle of the canvas. It is the outlined square on page 5, column 82, row 82 (DMC 310): start there. Count threads, not holes.
4. Go on from it: picture first, background last. Gray squares are on two pages: stitch them once.
5. Last, two more rows all round in DMC 310: the seam hides them.

First time? How to needlepoint: flossfield.com/needlepoint/guides/how-to-start/
How to read a chart: flossfield.com/needlepoint/guides/how-to-read-a-chart/

What you need

Canvas: blank mono canvas, 10 mesh (10 threads to the inch), cut 21 in square (53.3 cm).

Needle: blunt tapestry, size 18. Also masking tape for the cut edges, and small scissors.

Thread: pearl cotton size 3, 24 colors, about 52 skeins in all (an estimate). Stitch with 2 lengths together.

Make it a pillow: backing fabric, an insert the size of the stitching or an inch larger, and cord or piping for the edge. How to finish a pillow.

Thread list, DMC

			stitches	skeins
●	**310**	Black	13,817	23
■	**3865**	Winter White	1,322	2
▲	**3787**	Dark Brown Gray	1,306	2
◆	**640**	Very Dark Beige Gray	1,090	2
▼	**642**	Dark Beige Gray	1,040	2
★	**321**	Red	865	2
❖	**502**	Blue Green	669	2
X	**938**	Ultra Dark Coffee Brown	648	1
H	**498**	Dark Red	615	1
+	**739**	Ultra Very Light Tan	586	1
=	**434**	Light Brown	583	1
Z	**437**	Light Tan	563	1
A	**801**	Dark Coffee Brown	560	1
V	**3752**	Very Light Antique Blue	478	1
T	**501**	Dark Blue Green	460	1
N	**970**	Light Pumpkin	382	1
S	**500**	Very Dark Blue Green	355	1
K	**743**	Medium Yellow	337	1
E	**931**	Medium Antique Blue	324	1
C	**900**	Dark Burnt Orange	305	1
P	**503**	Medium Blue Green	232	1
U	**3750**	Very Dark Antique Blue	147	1
L	**783**	Medium Topaz	112	1
2	**3705**	Dark Melon	100	1

Skeins are estimates, with the two extra rows: the thread a stitch takes on the front and back of 10 mesh canvas, plus 30 percent, rounded up for each color.

Thread colors are approximate screen matches to DMC numbers. Check against real thread before you buy.

For your own stitching, gifts and handmade pieces you sell. Do not resell or share this PDF or copies of it.

Be merry, cocoa by the fire

Needlepoint pattern

Columns 1 to 82, rows 1 to 69

This page is the dark part of the chart



Key

- DMC 310 Black
- DMC 3865 Winter White
- DMC 3787
- DMC 640
- DMC 642 Dark Beige Gray
- DMC 321 Red
- DMC 502 Blue Green
- DMC 938
- DMC 498 Dark Red
- DMC 739
- DMC 434 Light Brown
- DMC 437 Light Tan
- DMC 801
- DMC 3752
- DMC 501 Dark Blue Green
- DMC 970 Light Pumpkin
- DMC 500
- DMC 743 Medium Yellow
- DMC 503
- DMC 783 Medium Topaz
- DMC 3705 Dark Melon

Be merry, cocoa by the fire

Needlepoint pattern

Columns 83 to 164, rows 1 to 69. Gray squares: charted already, do not stitch again

This page is the dark part of the chart



Key

- DMC 310 Black
- DMC 3865
- DMC 3787
- DMC 640
- DMC 642
- DMC 321 Red
- DMC 502 Blue Green
- DMC 938
- DMC 498 Dark Red
- DMC 739
- DMC 434 Light Brown
- DMC 437 Light Tan
- DMC 801
- DMC 3752
- DMC 501
- DMC 970
- DMC 500
- DMC 743
- DMC 931
- DMC 503
- DMC 3750
- DMC 783
- DMC 3705

Be merry, cocoa by the fire

Needlepoint pattern

This page is the dark part of the chart

Columns 1 to 55, rows 70 to 164. Gray squares: charted already, do not stitch again



Key

- DMC 310 Black
- DMC 3865 Winter White
- DMC 3787 Dark Brown Gray
- DMC 640 Very Dark Beige Gray
- DMC 642 Dark Beige Gray
- DMC 321 Red
- DMC 938 Ultra Dark Coffee Brown
- DMC 498 Dark Red
- DMC 739 Ultra Very Light Tan
- DMC 434 Light Brown
- DMC 437 Light Tan
- DMC 801 Dark Coffee Brown
- DMC 3752 Very Light Antique Blue
- DMC 743 Medium Yellow
- DMC 931 Medium Antique Blue
- DMC 900 Dark Burnt Orange
- DMC 3750 Very Dark Antique Blue
- DMC 3705 Dark Melon

Be merry, cocoa by the fire

Needlepoint pattern

This page is the dark part of the chart

Columns 56 to 110, rows 70 to 164. Start at the red outline. Gray squares: charted already, do not stitch again



Key

- **DMC 310** Black
- **DMC 3865** Winter White
- **DMC 3787** Dark Brown Gray
- **DMC 640** Very Dark Beige Gray
- **DMC 642** Dark Beige Gray
- **DMC 321** Red
- **DMC 938** Ultra Dark Coffee Brown
- **DMC 498** Dark Red
- **DMC 739** Ultra Very Light Tan
- **DMC 434** Light Brown
- **DMC 437** Light Tan
- **DMC 801** Dark Coffee Brown
- **DMC 970** Light Pumpkin
- **DMC 743** Medium Yellow
- **DMC 931** Medium Antique Blue
- **DMC 900** Dark Burnt Orange
- **DMC 3750** Very Dark Antique Blue
- **DMC 783** Medium Topaz
- **DMC 3705** Dark Melon

Be merry, cocoa by the fire

Needlepoint pattern

This page is the dark part of the chart

Columns 111 to 164, rows 70 to 164. Gray squares: charted already, do not stitch again

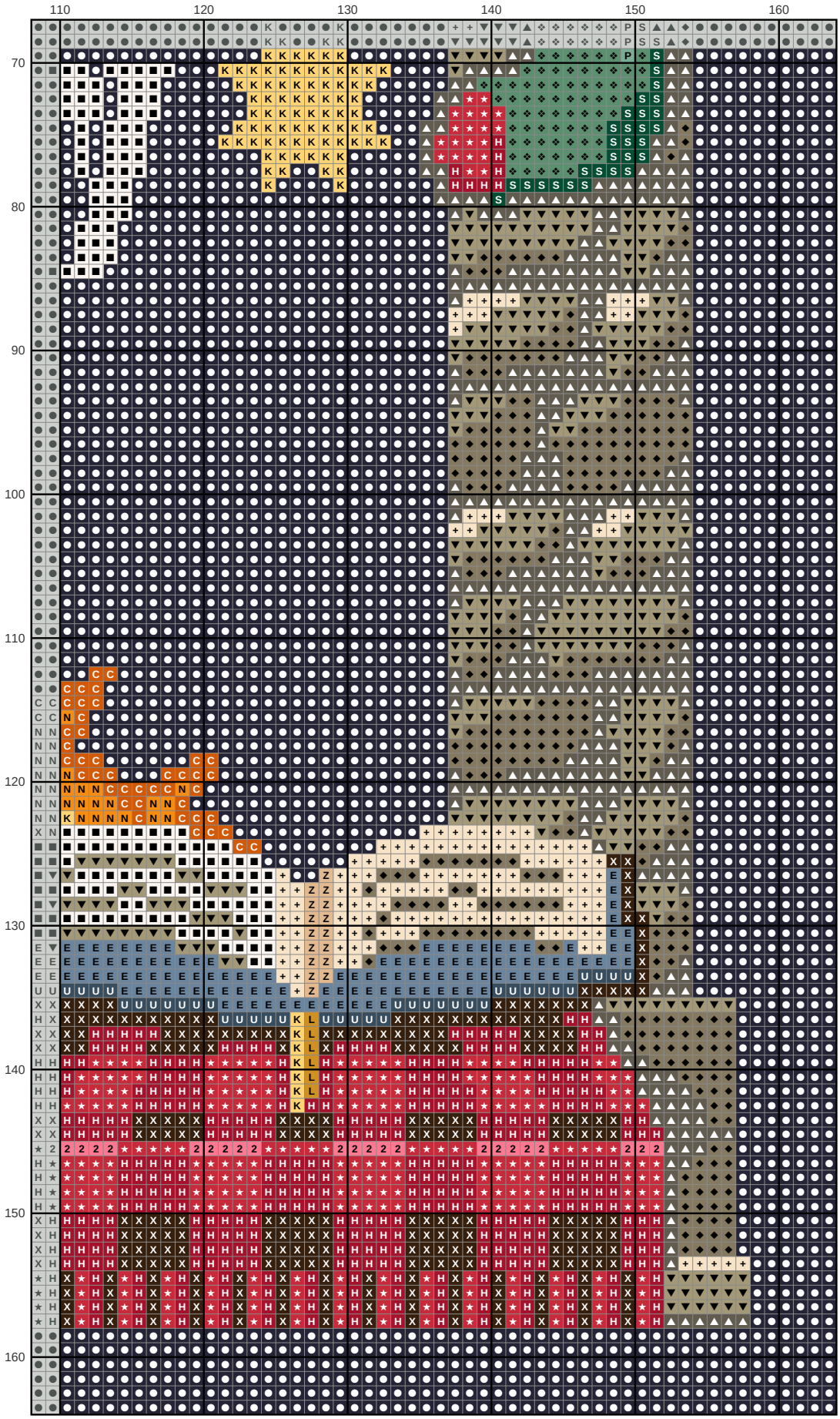

Key

- **DMC 310** Black
- **DMC 3865** Winter White
- **DMC 3787** Dark Brown Gray
- **DMC 640** Very Dark Beige Gray
- **DMC 642** Dark Beige Gray
- **DMC 321** Red
- **DMC 502** Blue Green
- **X** **DMC 938** Ultra Dark Coffee Brown
- **H** **DMC 498** Dark Red
- **+** **DMC 739** Ultra Very Light Tan
- **Z** **DMC 437** Light Tan
- **N** **DMC 970** Light Pumpkin
- **S** **DMC 500** Very Dark Blue Green
- **K** **DMC 743** Medium Yellow
- **E** **DMC 931** Medium Antique Blue
- **C** **DMC 900** Dark Burnt Orange
- **P** **DMC 503** Medium Blue Green
- **U** **DMC 3750** Very Dark Antique Blue
- **L** **DMC 783** Medium Topaz
- **2** **DMC 3705** Dark Melon