Blue and white backgammon half panel

Needlepoint pattern | 140 x 212 stitches | 10.8 x 16.3 in (27.4 x 41.4 cm) on 13 mesh | 6 colors



Thread key

			stitches	yards	skeins
●	**DMC BLANC**	White	9,946	95	15
■	**DMC 823**	Dark Navy Blue	6,278	60	10
▲	**DMC 797**	Royal Blue	6,032	58	9
◆	**DMC 3755**	Baby Blue	4,872	47	8
▼	**DMC 3841**	Pale Baby Blue	1,958	19	3
★	**DMC 322**	Dark Baby Blue	594	6	1

One chart square is one tent stitch over one canvas intersection.

Cut the canvas at least 14.8 x 20.3 in (37.5 x 51.6 cm) for 13 mesh: the design and 2 in (5.1 cm) of margin on every side.

29,680 stitches in all. Start from the center: a red arrow above the chart marks the center column, and one to the left of it the center row. The arrows are on the pages those lines cross.

The chart is divided evenly over 4 pages. Where chart pages join, gray squares repeat two rows or columns. The small picture at the top of each chart page shows which part it is.

Thread: six-strand floss, 7 or 8 strands in the needle on 13 mesh (counted at 8), about 46 skeins of 8.7 yd in all. Or pearl cotton size 3, 1 strand, about 20 skeins of 16.4 yd; or tapestry wool, 1 strand, about 35 skeins of 8.7 yd; or Persian wool, 2 strands, about 25 skeins of 8 yd. Wool is numbered differently: match it by eye. Needle: tapestry, size 20.

Yards and skeins are estimates: the thread a stitch takes on the front and back of 13 mesh canvas, plus 30 percent, rounded up for each color (about 285 yards in all, as the thread lies in the needle).

Thread colors are approximate screen matches to DMC numbers. Check against real thread before you buy.

When it is stitched: also have a finisher, or the fabric and cord to make it up yourself. Ask before you stitch the edge: some finishes take extra rows. "Ways to finish needlepoint" is a guide linked from this pattern's page.

For your own stitching, gifts and handmade pieces you sell. Do not resell or share this PDF.

Blue and white backgammon half panel

Needlepoint pattern

This page is the dark part of the chart

Chart 1 of 4: columns 1 to 70, rows 1 to 106



Blue and white backgammon half panel

Needlepoint pattern

This page is the dark part of the chart

Chart 2 of 4: columns 71 to 140, rows 1 to 106; gray squares repeat columns 69 and 70



Blue and white backgammon half panel

Needlepoint pattern

Chart 3 of 4: columns 1 to 70, rows 107 to 212; gray squares repeat rows 105 and 106

This page is the dark part of the chart



Blue and white backgammon half panel

Needlepoint pattern

This page is the dark part of the chart

Chart 4 of 4: columns 71 to 140, rows 107 to 212; gray squares repeat columns 69 and 70 and rows 105 and 106

