Toiletry bag with blue washroom tiles

Needlepoint pattern | 130 x 91 stitches | 10 x 7 in (25.4 x 17.8 cm) on 13 mesh | 7 colors

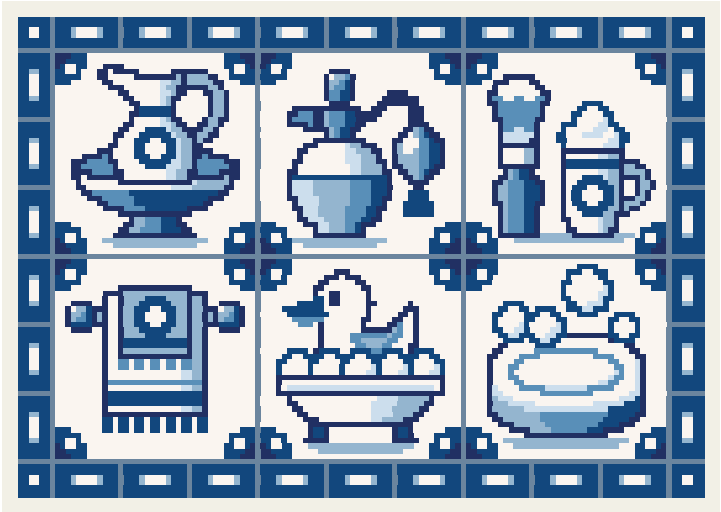

How to stitch it



1. Each square is one tent stitch, up at 1, down at 2. Lines in continental, right to left, the canvas upside down for the next row; wide areas in basketweave.
2. Cut 18 in of thread. Start and end it without a knot left behind.
3. Mark the middle of the canvas. It is the outlined square on page 2, column 65, row 46 (DMC 931): start there. Count threads, not holes.
4. Go on from it: picture first, background last. Gray squares are on two pages: stitch them once.
5. Last, two more rows all round in DMC 797: the seam hides them.

First time? How to needlepoint: flossfield.com/needlepoint/guides/how-to-start/
How to read a chart: flossfield.com/needlepoint/guides/how-to-read-a-chart/

What you need

Canvas: blank mono canvas, 13 mesh (13 threads to the inch), cut 14.5 in wide x 11.5 in high (36.8 x 29.2 cm).

Needle: blunt tapestry, size 20. Also masking tape for the cut edges, and small scissors.

Thread: six-strand floss, 7 colors, about 22 skeins in all (an estimate). Stitch with 7 strands (8 if canvas shows).

Make it a pillow: backing fabric, an insert the size of the stitching or an inch larger, and cord or piping for the edge. How to finish a pillow.

Thread list

			stitches	skeins of floss
●	**DMC 3865**	Winter White	5,221	8
■	**DMC 797**	Royal Blue	3,162	6
▲	**DMC 823**	Dark Navy Blue	1,212	2
◆	**DMC 931**	Medium Antique Blue	862	2
▼	**DMC 3755**	Baby Blue	726	2
★	**DMC 322**	Dark Baby Blue	393	1
❖	**DMC 3841**	Pale Baby Blue	254	1

Skeins are estimates, with the two extra rows: the thread a stitch takes on the front and back of 13 mesh canvas, plus 30 percent, rounded up for each color.

Thread colors are approximate screen matches to DMC numbers. Check against real thread before you buy.

For your own stitching, gifts and handmade pieces you sell. Do not resell or share this PDF or copies of it.

Toiletry bag with blue washroom tiles

Needlepoint pattern

Columns 1 to 69, rows 1 to 91. Start at the red outline

This page is the dark part of the chart



Key

- **DMC 3865** Winter White
- **DMC 797** Royal Blue
- **DMC 823** Dark Navy Blue
- **DMC 931** Medium Antique Blue
- **DMC 3755** Baby Blue
- **DMC 322** Dark Baby Blue
- **DMC 3841** Pale Baby Blue

Toiletry bag with blue washroom tiles Needlepoint pattern

Columns 70 to 130, rows 1 to 91. Gray squares: charted already, do not stitch again

This page is the dark part of the chart



Key

- ● **DMC 3865** Winter White
- ■ **DMC 797** Royal Blue
- ▲ **DMC 823** Dark Navy Blue
- ◆ **DMC 931** Medium Antique Blue
- ▼ **DMC 3755** Baby Blue
- ★ **DMC 322** Dark Baby Blue
- ❖ **DMC 3841** Pale Baby Blue