Bless this home blue and white pillow

Needlepoint pattern | 156 x 156 stitches | 12 x 12 in (30.5 x 30.5 cm) on 13 mesh | 10 colors



How to stitch it



1. Each square is one tent stitch, up at 1, down at 2. Lines in continental, right to left, the canvas upside down for the next row; wide areas in basketweave.
2. Cut 18 in of thread. Start and end it without a knot left behind.
3. Mark the middle of the canvas. It is the outlined square on page 5, column 78, row 78 (DMC BLANC): start there. Count threads, not holes.
4. Go on from it: picture first, background last. Gray squares are on two pages: stitch them once.
5. Last, two more rows all round in DMC BLANC: the seam hides them.

First time? How to needlepoint: flossfield.com/needlepoint/guides/how-to-start/
How to read a chart: flossfield.com/needlepoint/guides/how-to-read-a-chart/

What you need

Canvas: blank mono canvas, 13 mesh (13 threads to the inch), cut 16.5 in square (41.9 cm).

Needle: blunt tapestry, size 20. Also masking tape for the cut edges, and small scissors.

Thread: six-strand floss, 10 colors, about 44 skeins in all (an estimate). Stitch with 7 strands (8 if canvas shows).

Make it a pillow: backing fabric, an insert the size of the stitching or an inch larger, and cord or piping for the edge. How to finish a pillow.

Thread list

			stitches	skeins of floss
●	**DMC BLANC**	White	13,980	23
□	**DMC 820**	Very Dark Royal Blue	3,719	6
▲	**DMC 797**	Royal Blue	2,275	4
◆	**DMC 322**	Dark Baby Blue	1,559	3
▼	**DMC 827**	Very Light Blue	1,137	2
★	**DMC 3755**	Baby Blue	802	2
❖	**DMC 312**	Very Dark Baby Blue	545	1
X	**DMC 162**	Ultra Very Light Blue	260	1
H	**DMC 743**	Medium Yellow	43	1
+	**DMC 745**	Light Pale Yellow	16	1

Skeins are estimates, with the two extra rows: the thread a stitch takes on the front and back of 13 mesh canvas, plus 30 percent, rounded up for each color.

Thread colors are approximate screen matches to DMC numbers. Check against real thread before you buy.

For your own stitching, gifts and handmade pieces you sell. Do not resell or share this PDF or copies of it.

Bless this home blue and white pillow

Needlepoint pattern

Columns 1 to 78, rows 1 to 66

This page is the dark part of the chart



Key

- DMC BLANC — White
- DMC 820 — Very Dark Royal Blue
- DMC 797 — Royal Blue
- DMC 322 — Dark Baby Blue
- DMC 827 — Very Light Blue
- DMC 3755 — Baby Blue
- DMC 312 — Very Dark Baby Blue
- X — DMC 162 — Ultra Very Light Blue
- H — DMC 743 — Medium Yellow
- \+ — DMC 745 — Light Pale Yellow

Bless this home blue and white pillow

Needlepoint pattern

Columns 79 to 156, rows 1 to 66. Gray squares: charted already, do not stitch again

This page is the dark part of the chart

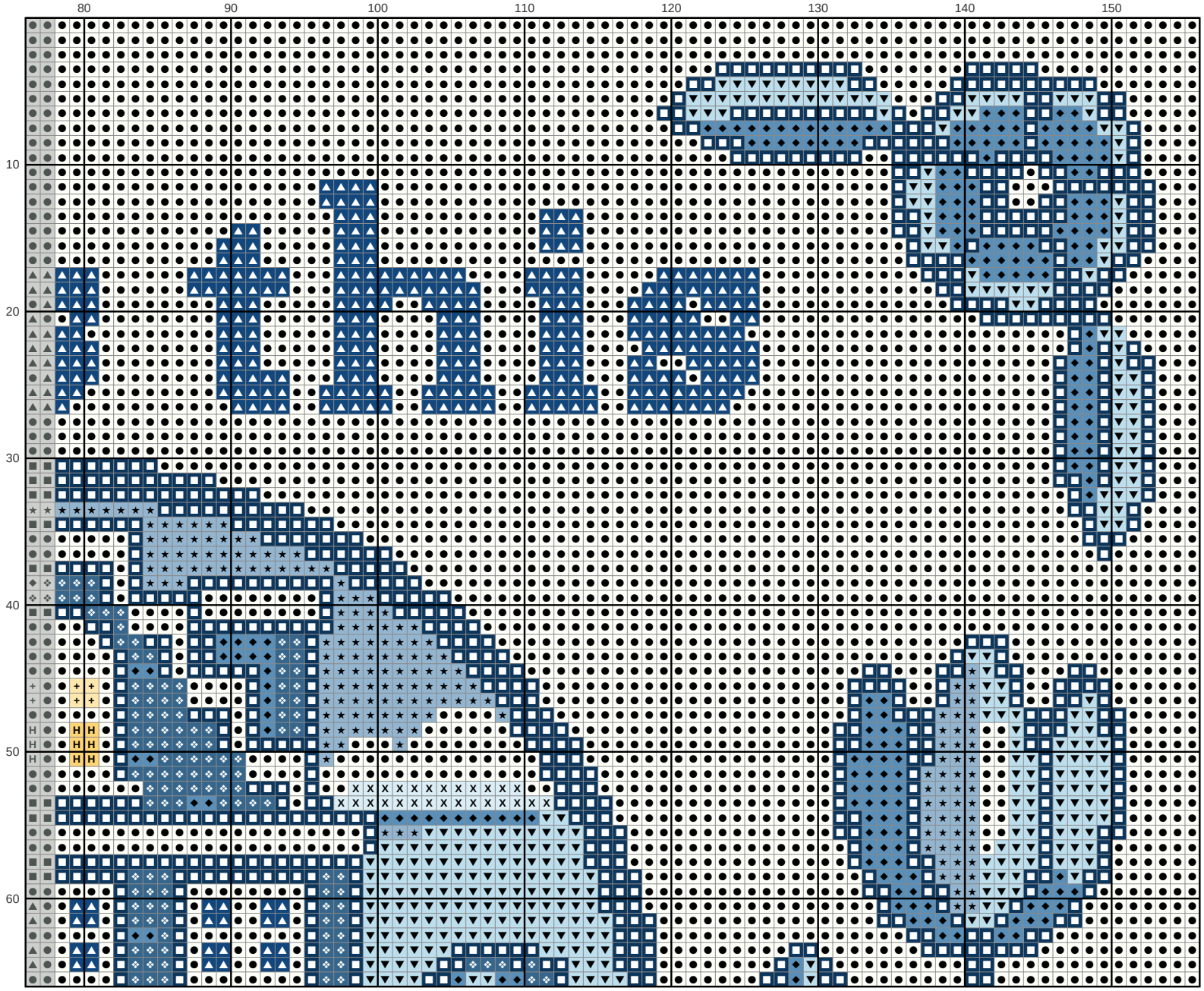

Key

- ● **DMC BLANC** White
- □ **DMC 820** Very Dark Royal Blue
- △ **DMC 797** Royal Blue
- ◆ **DMC 322** Dark Baby Blue
- ▼ **DMC 827** Very Light Blue
- ★ **DMC 3755** Baby Blue
- ❖ **DMC 312** Very Dark Baby Blue
- X **DMC 162** Ultra Very Light Blue
- H **DMC 743** Medium Yellow
- \+ **DMC 745** Light Pale Yellow

Bless this home blue and white pillow

Needlepoint pattern

This page is the dark part of the chart

Columns 1 to 52, rows 67 to 156. Gray squares: charted already, do not stitch again



Key

- **DMC BLANC** White
- **DMC 820** Very Dark Royal Blue
- **DMC 797** Royal Blue
- **DMC 322** Dark Baby Blue
- **DMC 827** Very Light Blue
- **DMC 3755** Baby Blue
- **DMC 312** Very Dark Baby Blue
- **DMC 162** Ultra Very Light Blue

Bless this home blue and white pillow

Needlepoint pattern

This page is the dark part of the chart

Columns 53 to 104, rows 67 to 156. Start at the red outline. Gray squares: charted already, do not stitch again



Key

- **DMC BLANC** — White
- **DMC 820** — Very Dark Royal Blue
- **DMC 797** — Royal Blue
- **DMC 322** — Dark Baby Blue
- **DMC 827** — Very Light Blue
- **DMC 3755** — Baby Blue
- **DMC 312** — Very Dark Baby Blue
- **DMC 162** — Ultra Very Light Blue
- **DMC 743** — Medium Yellow
- **DMC 745** — Light Pale Yellow

Bless this home blue and white pillow

Needlepoint pattern

This page is the dark part of the chart

Columns 105 to 156, rows 67 to 156. Gray squares: charted already, do not stitch again



Key

- ● **DMC BLANC** White
- ■ **DMC 820** Very Dark Royal Blue
- ▲ **DMC 797** Royal Blue
- ◆ **DMC 322** Dark Baby Blue
- ▼ **DMC 827** Very Light Blue
- ★ **DMC 3755** Baby Blue
- ❖ **DMC 312** Very Dark Baby Blue
- X **DMC 162** Ultra Very Light Blue