Sinterklaas Delft Christmas stocking

Needlepoint pattern | 143 x 234 stitches | 11 x 18 in (27.9 x 45.7 cm) on 13 mesh | 17 colors



Thread key

			stitches				stitches
●	**DMC BLANC**	White	5,784	+	**DMC 746**	Off White	299
■	**DMC 823**	Dark Navy Blue	4,095	=	**DMC 951**	Light Tawny	126
▲	**DMC 797**	Royal Blue	3,185	Z	**DMC 815**	Medium Garnet	124
◆	**DMC 336**	Navy Blue	1,896	A	**DMC 760**	Salmon	115
▼	**DMC 800**	Pale Delft Blue	1,668	V	**DMC 946**	Medium Burnt Orange	63
★	**DMC 799**	Medium Delft Blue	1,439	T	**DMC 3346**	Hunter Green	55
❖	**DMC 321**	Red	1,424	N	**DMC 782**	Dark Topaz	30
X	**DMC 798**	Dark Delft Blue	1,359	S	**DMC 350**	Medium Coral	17
O	**DMC 3820**	Dark Straw	1,241				

One chart square is one tent stitch over one canvas intersection.

Cut the canvas at least 15 x 22 in (38.1 x 55.9 cm) for 13 mesh: the design and 2 in (5.1 cm) of margin on every side.

22,920 stitches in all, inside the outline: the chart is 143 x 234 at its widest and tallest. Start from the center: a red arrow above the chart marks the center column, and one to the left of it the center row. The arrows are on the pages those lines cross.

The chart is on 4 pages, each cut to what is stitched: bare canvas has no page, and a join falls on plain ground where it can. Pages 2 and 3 are turned on their side, for a part that is wider than it is tall. Where chart pages join, gray squares repeat two rows or columns. The small picture at the top of each chart page shows which part it is.

Thread colors are approximate screen matches to DMC numbers. Check against real thread before you buy.

For your own stitching, gifts and handmade pieces you sell. Do not resell or share this PDF.

Sinterklaas Delft Christmas stocking

Needlepoint pattern

This page is the dark part of the chart

Chart 1 of 4: columns 62 to 143, rows 1 to 71



Sinterklaas Delft Christmas stocking

Needlepoint pattern

This page is the dark part of the chart

Chart 2 of 4: columns 61 to 143, rows 72 to 140; gray squares repeat rows 70 and 71



Sinterklaas Delft Christmas stocking

Needlepoint pattern

Chart 3 of 4: columns 1 to 72, rows 141 to 234; gray squares repeat rows 139 and 140

This page is the dark part of the chart



Sinterklaas Delft Christmas stocking

Needlepoint pattern

This page is the dark part of the chart

Chart 4 of 4: columns 73 to 143, rows 141 to 234; gray squares repeat columns 71 and 72 and rows 139 and 140

