Stork scissors case in Delft blue

Needlepoint pattern | 68 x 118 stitches | 3.8 x 6.6 in (9.6 x 16.7 cm) on 18 mesh | 9 colors



How to stitch it



1. Each square is one tent stitch, up at 1, down at 2. Lines in continental, right to left, the canvas upside down for the next row; wide areas in basketweave.
2. Cut 18 in of thread. Start and end it without a knot left behind.
3. Mark the middle of the canvas. It is the outlined square on page 2, column 34, row 59 (DMC 3325): start there. Count threads, not holes.
4. Go on from it: picture first, background last. Gray squares are on two pages: stitch them once. Empty squares stay bare.
5. Last, two more rows all round in DMC 823: they are folded under.

First time? How to needlepoint: flossfield.com/needlepoint/guides/how-to-start/
How to read a chart: flossfield.com/needlepoint/guides/how-to-read-a-chart/

What you need

Canvas: blank mono canvas, 18 mesh (18 threads to the inch), cut 8 in wide x 11 in high (20.3 x 27.9 cm).

Needle: blunt tapestry, size 22. Also masking tape for the cut edges, and small scissors.

Thread: six-strand floss, 9 colors, about 12 skeins in all (an estimate). Stitch with 4 strands (5 or 6 if canvas shows).

Make it a scissors case: a soft lining, sewing thread and clips. Try the closed scissors on paper cut to its size. How to make a scissors case.

Thread list

			stitches	skeins of floss
●	**DMC 823**	Dark Navy Blue	1,771	2
■	**DMC BLANC**	White	1,688	2
▲	**DMC 322**	Dark Baby Blue	1,405	2
◆	**DMC 797**	Royal Blue	568	1
▼	**DMC 3755**	Baby Blue	313	1
★	**DMC 334**	Medium Baby Blue	211	1
❖	**DMC 3325**	Light Baby Blue	156	1
X	**DMC 351**	Coral	114	1
H	**DMC 350**	Medium Coral	108	1

Skeins are estimates, with the two extra rows: the thread a stitch takes on the front and back of 18 mesh canvas, plus 30 percent, rounded up for each color.

Thread colors are approximate screen matches to DMC numbers. Check against real thread before you buy.

For your own stitching, gifts and handmade pieces you sell. Do not resell or share this PDF or copies of it.

Stork scissors case in Delft blue

Needlepoint pattern

Columns 2 to 67, rows 2 to 59. Start at the red outline

This page is the dark part of the chart



Key

- **DMC 823** Dark Navy Blue
- **DMC BLANC** White
- **DMC 322** Dark Baby Blue
- **DMC 797** Royal Blue
- **DMC 3755** Baby Blue
- **DMC 3325** Light Baby Blue
- **DMC 351** Coral
- **DMC 350** Medium Coral

Stork scissors case in Delft blue

Needlepoint pattern

This page is the dark part of the chart

Columns 5 to 64, rows 60 to 117. Gray squares: charted already, do not stitch again



Key

- **DMC 823** Dark Navy Blue
- **DMC BLANC** White
- **DMC 322** Dark Baby Blue
- **DMC 797** Royal Blue
- **DMC 3755** Baby Blue
- **DMC 334** Medium Baby Blue
- **DMC 3325** Light Baby Blue
- **DMC 351** Coral
- **DMC 350** Medium Coral