Double stripe with climbing wisteria

Needlepoint pattern | 140 x 140 stitches | 14 x 14 in (35.6 x 35.6 cm) on 10 mesh | 24 colors



How to stitch it



1. Each square is one tent stitch, up at 1, down at 2. Lines in continental, right to left, the canvas upside down for the next row; wide areas in basketweave.
2. Cut 18 in of thread. Start and end it without a knot left behind.
3. Mark the middle of the canvas. It is the outlined square on page 2, column 70, row 70 (DMC 341): start there. Count threads, not holes.
4. Go on from it: picture first, background last. Gray squares are on two pages: stitch them once.
5. Last, two more rows all round, each stitch in the color it lies beside: the seam hides them.

First time? How to needlepoint: flossfield.com/needlepoint/guides/how-to-start/
How to read a chart: flossfield.com/needlepoint/guides/how-to-read-a-chart/

What you need

Canvas: blank mono canvas, 10 mesh (10 threads to the inch), cut 18.5 in square (47 cm).

Needle: blunt tapestry, size 18. Also masking tape for the cut edges, and small scissors.

Thread: pearl cotton size 3, 24 colors, about 44 skeins in all (an estimate). Stitch with 2 lengths together.

Make it a pillow: backing fabric, an insert the size of the stitching or an inch larger, and cord or piping for the edge. How to finish a pillow.

Thread list, DMC

			stitches	skeins
●	**3865**	Winter White	6,084	11
■	**745**	Light Pale Yellow	4,836	8
▲	**895**	Very Dark Hunter Green	946	2
◆	**550**	Very Dark Violet	833	2
▼	**433**	Medium Brown	710	2
★	**435**	Very Light Brown	636	1
❖	**32**	Dark Blueberry	587	1
X	**341**	Light Blue Violet	527	1
H	**3031**	Very Dark Mocha Brown	524	1
+	**3347**	Medium Yellow Green	452	1
=	**3346**	Hunter Green	385	1
Z	**31**	Blueberry	340	1
A	**3609**	Ultra Light Plum	300	1
V	**743**	Medium Yellow	296	1
T	**718**	Plum	287	1
N	**30**	Medium Light Blueberry	285	1
S	**210**	Medium Lavender	278	1
K	**3747**	Very Light Blue Violet	249	1
E	**3837**	Ultra Dark Lavender	229	1
C	**471**	Very Light Avocado Green	216	1
P	**209**	Dark Lavender	209	1
U	**211**	Light Lavender	145	1
L	**3607**	Light Plum	145	1
2	**963**	Ultra Very Light Dusty Rose	101	1

Skeins are estimates, with the two extra rows: the thread a stitch takes on the front and back of 10 mesh canvas, plus 30 percent, rounded up for each color.

Thread colors are approximate screen matches to DMC numbers. Check against real thread before you buy.

For your own stitching, gifts and handmade pieces you sell. Do not resell or share this PDF or copies of it.

Double stripe with climbing wisteria Needlepoint pattern

Columns 1 to 74, rows 1 to 74. Start at the red outline

This page is the dark part of the chart



Key

●	**DMC 3865** Winter White	X	**DMC 341** Light Blue Violet	S	**DMC 210** Medium Lavender
■	**DMC 745** Light Pale Yellow	H	**DMC 3031** Very Dark Mocha Brown	K	**DMC 3747** Very Light Blue Violet
▲	**DMC 895** Very Dark Hunter Green	+	**DMC 3347** Medium Yellow Green	E	**DMC 3837** Ultra Dark Lavender
◆	**DMC 550** Very Dark Violet	=	**DMC 3346** Hunter Green	C	**DMC 471** Very Light Avocado Green
▼	**DMC 433** Medium Brown	Z	**DMC 31** Blueberry	P	**DMC 209** Dark Lavender
★	**DMC 435** Very Light Brown	V	**DMC 743** Medium Yellow	U	**DMC 211** Light Lavender
❖	**DMC 32** Dark Blueberry	N	**DMC 30** Medium Light Blueberry		

Double stripe with climbing wisteria Needlepoint pattern

Columns 75 to 140, rows 1 to 74. Gray squares: charted already, do not stitch again

This page is the dark part of the chart



Key

- ● **DMC 3865** Winter White
- ■ **DMC 745** Light Pale Yellow
- ▲ **DMC 895** Very Dark Hunter Green
- ▼ **DMC 433** Medium Brown
- ★ **DMC 435** Very Light Brown
- ❖ **DMC 32** Dark Blueberry
- X **DMC 341** Light Blue Violet
- H **DMC 3031** Very Dark Mocha Brown
- \+ **DMC 3347** Medium Yellow Green
- = **DMC 3346** Hunter Green
- Z **DMC 31** Blueberry
- A **DMC 3609** Ultra Light Plum
- V **DMC 743** Medium Yellow
- T **DMC 718** Plum
- N **DMC 30** Medium Light Blueberry
- K **DMC 3747** Very Light Blue Violet
- C **DMC 471** Very Light Avocado Green
- L **DMC 3607** Light Plum
- 2 **DMC 963** Ultra Very Light Dusty Rose

Double stripe with climbing wisteria Needlepoint pattern

Columns 1 to 74, rows 75 to 140. Gray squares: charted already, do not stitch again

This page is the dark part of the chart



Key

- ● **DMC 3865** Winter White
- ■ **DMC 745** Light Pale Yellow
- ▲ **DMC 895** Very Dark Hunter Green
- ◆ **DMC 550** Very Dark Violet
- ▼ **DMC 433** Medium Brown
- ★ **DMC 435** Very Light Brown
- ❖ **DMC 32** Dark Blueberry
- X **DMC 341** Light Blue Violet
- H **DMC 3031** Very Dark Mocha Brown
- \+ **DMC 3347** Medium Yellow Green
- = **DMC 3346** Hunter Green
- Z **DMC 31** Blueberry
- V **DMC 743** Medium Yellow
- N **DMC 30** Medium Light Blueberry
- S **DMC 210** Medium Lavender
- K **DMC 3747** Very Light Blue Violet
- E **DMC 3837** Ultra Dark Lavender
- P **DMC 209** Dark Lavender
- U **DMC 211** Light Lavender

Double stripe with climbing wisteria Needlepoint pattern

Columns 75 to 140, rows 75 to 140. Gray squares: charted already, do not stitch again

This page is the dark part of the chart



Key

- ● **DMC 3865** Winter White
- ■ **DMC 745** Light Pale Yellow
- ◆ **DMC 550** Very Dark Violet
- ★ **DMC 435** Very Light Brown
- ❖ **DMC 32** Dark Blueberry
- X **DMC 341** Light Blue Violet
- H **DMC 3031** Very Dark Mocha Brown
- = **DMC 3346** Hunter Green
- Z **DMC 31** Blueberry
- A **DMC 3609** Ultra Light Plum
- V **DMC 743** Medium Yellow
- T **DMC 718** Plum
- N **DMC 30** Medium Light Blueberry
- K **DMC 3747** Very Light Blue Violet
- L **DMC 3607** Light Plum
- 2 **DMC 963** Ultra Very Light Dusty Rose