Dovecote sampler pillow

Needlepoint pattern | 140 x 140 stitches | 14 x 14 in (35.6 x 35.6 cm) on 10 mesh | 20 colors



How to stitch it



1. Each square is one tent stitch, up at 1, down at 2. Lines in continental, right to left, the canvas upside down for the next row; wide areas in basketweave.
2. Cut 18 in of thread. Start and end it without a knot left behind.
3. Mark the middle of the canvas. It is the outlined square on page 2, column 70, row 70 (DMC 3371): start there. Count threads, not holes.
4. Go on from it: picture first, background last. Gray squares are on two pages: stitch them once.
5. Last, two more rows all round in DMC 918: the seam hides them.

First time? How to needlepoint: flossfield.com/needlepoint/guides/how-to-start/
How to read a chart: flossfield.com/needlepoint/guides/how-to-read-a-chart/

What you need

Canvas: blank mono canvas, 10 mesh (10 threads to the inch), cut 18.5 in square (47 cm).

Needle: blunt tapestry, size 18. Also masking tape for the cut edges, and small scissors.

Thread: pearl cotton size 3, 20 colors, about 43 skeins in all (an estimate). Stitch with 2 lengths together.

Make it a pillow: backing fabric, an insert the size of the stitching or an inch larger, and cord or piping for the edge. How to finish a pillow.

Thread list, DMC

			stitches	skeins
●	**739**	Ultra Very Light Tan	4,806	8
■	**918**	Dark Red Copper	2,966	7
▲	**3808**	Ultra Very Dark Turquoise	2,876	5
◆	**3346**	Hunter Green	1,432	3
▼	**350**	Medium Coral	1,138	2
★	**3865**	Winter White	1,104	2
❖	**3371**	Black Brown	1,022	2
X	**437**	Light Tan	684	2
H	**3820**	Dark Straw	636	1
+	**3752**	Very Light Antique Blue	512	1
=	**3347**	Medium Yellow Green	510	1
Z	**434**	Light Brown	460	1
A	**921**	Copper	424	1
V	**352**	Light Coral	356	1
T	**932**	Light Antique Blue	262	1
N	**3809**	Very Dark Turquoise	234	1
S	**402**	Very Light Mahogany	82	1
K	**920**	Medium Copper	44	1
E	**436**	Tan	40	1
C	**3822**	Light Straw	12	1

Skeins are estimates, with the two extra rows: the thread a stitch takes on the front and back of 10 mesh canvas, plus 30 percent, rounded up for each color.

Thread colors are approximate screen matches to DMC numbers. Check against real thread before you buy.

For your own stitching, gifts and handmade pieces you sell. Do not resell or share this PDF or copies of it.

Dovecote sampler pillow

Needlepoint pattern

Columns 1 to 70, rows 1 to 70. Start at the red outline

This page is the dark part of the chart



Key

- ● **DMC 739** Ultra Very Light Tan
- ■ **DMC 918** Dark Red Copper
- ▲ **DMC 3808** Ultra Very Dark Turquoise
- ◆ **DMC 3346** Hunter Green
- ▼ **DMC 350** Medium Coral
- ★ **DMC 3865** Winter White
- ❖ **DMC 3371** Black Brown
- X **DMC 437** Light Tan
- H **DMC 3820** Dark Straw
- \+ **DMC 3752** Very Light Antique Blue
- Z **DMC 434** Light Brown
- A **DMC 921** Copper
- V **DMC 352** Light Coral
- T **DMC 932** Light Antique Blue
- S **DMC 402** Very Light Mahogany
- K **DMC 920** Medium Copper

Dovecote sampler pillow

Needlepoint pattern

Columns 71 to 140, rows 1 to 70. Gray squares: charted already, do not stitch again

This page is the dark part of the chart



Key

- ● **DMC 739** Ultra Very Light Tan
- ■ **DMC 918** Dark Red Copper
- ▲ **DMC 3808** Ultra Very Dark Turquoise
- ◆ **DMC 3346** Hunter Green
- ▼ **DMC 350** Medium Coral
- ★ **DMC 3865** Winter White
- ❖ **DMC 3371** Black Brown
- X **DMC 437** Light Tan
- H **DMC 3820** Dark Straw
- \+ **DMC 3752** Very Light Antique Blue
- Z **DMC 434** Light Brown
- A **DMC 921** Copper
- V **DMC 352** Light Coral
- T **DMC 932** Light Antique Blue
- S **DMC 402** Very Light Mahogany
- K **DMC 920** Medium Copper

Dovecote sampler pillow

Needlepoint pattern

This page is the dark part of the chart



Columns 1 to 70, rows 71 to 140. Gray squares: charted already, do not stitch again



Key

- ● **DMC 739** Ultra Very Light Tan
- ■ **DMC 918** Dark Red Copper
- ▲ **DMC 3808** Ultra Very Dark Turquoise
- ◆ **DMC 3346** Hunter Green
- ▼ **DMC 350** Medium Coral
- ★ **DMC 3865** Winter White
- ❖ **DMC 3371** Black Brown
- X **DMC 437** Light Tan
- H **DMC 3820** Dark Straw
- \+ **DMC 3752** Very Light Antique Blue
- = **DMC 3347** Medium Yellow Green
- Z **DMC 434** Light Brown
- A **DMC 921** Copper
- V **DMC 352** Light Coral
- T **DMC 932** Light Antique Blue
- N **DMC 3809** Very Dark Turquoise
- K **DMC 920** Medium Copper
- E **DMC 436** Tan
- C **DMC 3822** Light Straw

Dovecote sampler pillow

Needlepoint pattern

This page is the dark part of the chart

Columns 71 to 140, rows 71 to 140. Gray squares: charted already, do not stitch again



Key

- ● **DMC 739** Ultra Very Light Tan
- ■ **DMC 918** Dark Red Copper
- ▲ **DMC 3808** Ultra Very Dark Turquoise
- ◆ **DMC 3346** Hunter Green
- ▼ **DMC 350** Medium Coral
- ★ **DMC 3865** Winter White
- ❖ **DMC 3371** Black Brown
- X **DMC 437** Light Tan
- H **DMC 3820** Dark Straw
- \+ **DMC 3752** Very Light Antique Blue
- = **DMC 3347** Medium Yellow Green
- Z **DMC 434** Light Brown
- A **DMC 921** Copper
- V **DMC 352** Light Coral
- T **DMC 932** Light Antique Blue
- N **DMC 3809** Very Dark Turquoise
- K **DMC 920** Medium Copper
- E **DMC 436** Tan
- C **DMC 3822** Light Straw