Hippo with a water lily

Needlepoint pattern | 90 x 90 stitches | 5 x 5 in (12.7 x 12.7 cm) on 18 mesh | 15 colors



Thread key, DMC

			stitches	yards	skeins
●	**823**	Dark Navy Blue	2,598	18	3
■	**3822**	Light Straw	1,294	9	2
▲	**3844**	Dark Bright Turquoise	1,158	8	1
◆	**351**	Coral	623	5	1
▼	**3842**	Very Dark Wedgwood	478	4	1
★	**3845**	Medium Bright Turquoise	312	3	1
❖	**BLANC**	White	292	2	1
X	**501**	Dark Blue Green	281	2	1
O	**739**	Ultra Very Light Tan	240	2	1
+	**3765**	Very Dark Peacock Blue	218	2	1
=	**3731**	Very Dark Dusty Rose	208	2	1
Z	**3811**	Very Light Turquoise	169	2	1
A	**3846**	Light Bright Turquoise	88	1	1
V	**500**	Very Dark Blue Green	83	1	1
T	**3820**	Dark Straw	58	1	1

One chart square is one tent stitch over one canvas intersection.

Cut the canvas at least 9 x 9 in (22.9 x 22.9 cm) for 18 mesh: the design and 2 in (5.1 cm) of margin on every side.

8,100 stitches in all. Start from the center: a red arrow above the chart marks the center column, and one to the left of it the center row. The arrows are on the pages those lines cross.

The chart is divided evenly over 2 pages. Where chart pages join, gray squares repeat two columns. The small picture at the top of each chart page shows which part it is.

Thread: six-strand floss, 4 to 6 strands in the needle on 18 mesh (counted at 6), about 18 skeins of 8.7 yd in all. Or pearl cotton size 5, 1 strand, about 15 skeins of 27.3 yd; or Persian wool, 1 strand, about 15 skeins of 8 yd. Wool is numbered differently: match it by eye. Needle: tapestry, size 22.

Yards and skeins are estimates: the thread a stitch takes on the front and back of 18 mesh canvas, plus 30 percent, rounded up for each color (about 62 yards in all, as the thread lies in the needle).

Thread colors are approximate screen matches to DMC numbers. Check against real thread before you buy.

Fit it into a lid: also have the box or tray, acid-free board and backing. Measure the opening first and add a row or two of background to sit under its edge. "How to fit it into a lid" is a guide linked from this pattern's page.

For your own stitching, gifts and handmade pieces you sell. Do not resell or share this PDF or copies of it.

Hippo with a water lily

Needlepoint pattern

Chart 1 of 2: columns 1 to 45, rows 1 to 90

This page is the dark part of the chart



Key

- **DMC 823** Dark Navy Blue
- **DMC 3822** Light Straw
- **DMC 3844** Dark Bright Turquoise
- **DMC 351** Coral
- **DMC 3842** Very Dark Wedgwood
- **DMC 3845**
- **DMC BLANC** White
- **DMC 501** Dark Blue Green
- **DMC 739** Ultra Very Light Tan
- **DMC 3765**
- **DMC 3731** Very Dark Dusty Rose
- **DMC 3811** Very Light Turquoise
- **DMC 3846** Light Bright Turquoise
- **DMC 500** Very Dark Blue Green
- **DMC 3820** Dark Straw

Hippo with a water lily

Needlepoint pattern

This page is the dark part of the chart

Chart 2 of 2: columns 46 to 90, rows 1 to 90; gray squares repeat columns 44 and 45



Key

- DMC 823 Dark Navy Blue
- DMC 3822 Light Straw
- DMC 3844
- DMC 351 Coral
- DMC 3842
- DMC 3845
- DMC BLANC White
- DMC 501 Dark Blue Green
- DMC 739
- DMC 3765
- DMC 3731
- DMC 3811
- DMC 3846
- DMC 500
- DMC 3820 Dark Straw