# Hippo with a water lily

Needlepoint pattern | 90 x 90 stitches | 5 x 5 in (12.7 x 12.7 cm) on 18 mesh | 15 colors



## Thread key, DMC

| | | | stitches | yards | skeins |
|---|---|---|---|---|---|
| ● | **823** | Dark Navy Blue | 2,598 | 18 | 3 |
| ■ | **3822** | Light Straw | 1,294 | 9 | 2 |
| ▲ | **3844** | Dark Bright Turquoise | 1,158 | 8 | 1 |
| ◆ | **351** | Coral | 623 | 5 | 1 |
| ▼ | **3842** | Very Dark Wedgwood | 478 | 4 | 1 |
| ★ | **3845** | Medium Bright Turquoise | 312 | 3 | 1 |
| ❖ | **BLANC** | White | 292 | 2 | 1 |
| X | **501** | Dark Blue Green | 281 | 2 | 1 |
| O | **739** | Ultra Very Light Tan | 240 | 2 | 1 |
| + | **3765** | Very Dark Peacock Blue | 218 | 2 | 1 |
| = | **3731** | Very Dark Dusty Rose | 208 | 2 | 1 |
| Z | **3811** | Very Light Turquoise | 169 | 2 | 1 |
| A | **3846** | Light Bright Turquoise | 88 | 1 | 1 |
| V | **500** | Very Dark Blue Green | 83 | 1 | 1 |
| T | **3820** | Dark Straw | 58 | 1 | 1 |

One chart square is one tent stitch over one canvas intersection.

Cut the canvas at least 9 x 9 in (22.9 x 22.9 cm) for 18 mesh: the design and 2 in (5.1 cm) of margin on every side.

8,100 stitches in all. Start from the center: a red arrow above the chart marks the center column, and one to the left of it the center row. The arrows are on the pages those lines cross.

The chart is divided evenly over 2 pages. Where chart pages join, gray squares repeat two columns. The small picture at the top of each chart page shows which part it is.

Thread: six-strand floss, 4 to 6 strands in the needle on 18 mesh (counted at 6), about 18 skeins of 8.7 yd in all. Or pearl cotton size 5, 1 strand, about 15 skeins of 27.3 yd; or Persian wool, 1 strand, about 15 skeins of 8 yd. Wool is numbered differently: match it by eye. Needle: tapestry, size 22.

Yards and skeins are estimates: the thread a stitch takes on the front and back of 18 mesh canvas, plus 30 percent, rounded up for each color (about 62 yards in all, as the thread lies in the needle).

Thread colors are approximate screen matches to DMC numbers. Check against real thread before you buy.

Fit it into a lid: also have the box or tray, acid-free board and backing. Measure the opening first and add a row or two of background to sit under its edge. "How to fit it into a lid" is a guide linked from this pattern's page.

For your own stitching, gifts and handmade pieces you sell. Do not resell or share this PDF or copies of it.

# Hippo with a water lily

Needlepoint pattern

Chart 1 of 2: columns 1 to 45, rows 1 to 90

This page is the dark part of the chart




## Key

- DMC 823 Dark Navy Blue
- DMC 3822 Light Straw
- DMC 3844 Dark Bright Turquoise
- DMC 351 Coral
- DMC 3842 Very Dark Wedgwood
- DMC 3845 Medium Bright Turquoise
- DMC BLANC White
- DMC 501 Dark Blue Green
- DMC 739 Ultra Very Light Tan
- DMC 3765 Very Dark Peacock Blue
- DMC 3731 Very Dark Dusty Rose
- DMC 3811 Very Light Turquoise
- DMC 3846 Light Bright Turquoise
- DMC 500 Very Dark Blue Green
- DMC 3820 Dark Straw

# Hippo with a water lily

Needlepoint pattern

Chart 2 of 2: columns 46 to 90, rows 1 to 90; gray squares repeat columns 44 and 45

This page is the dark part of the chart




## Key

- DMC 823 Dark Navy Blue
- DMC 3822 Light Straw
- DMC 3844 Dark Bright Turquoise
- DMC 351 Coral
- DMC 3842 Very Dark Wedgwood
- DMC 3845 Medium Bright Turquoise
- DMC BLANC White
- DMC 501 Dark Blue Green
- DMC 739 Ultra Very Light Tan
- DMC 3765 Very Dark Peacock Blue
- DMC 3731 Very Dark Dusty Rose
- DMC 3811 Very Light Turquoise
- DMC 3846 Light Bright Turquoise
- DMC 500 Very Dark Blue Green
- DMC 3820 Dark Straw