Eight ball ornament

Needlepoint pattern | 72 x 72 stitches | 4 x 4 in (10.2 x 10.2 cm) on 18 mesh | 16 colors



How to stitch it



1. Each square is one tent stitch, up at 1, down at 2. Lines in continental, right to left, the canvas upside down for the next row; wide areas in basketweave.
2. Cut 18 in of thread. Start and end it without a knot left behind.
3. Mark the middle of the canvas. It is the outlined square, column 36, row 36 (DMC 310): start there. Count threads, not holes.
4. Go on from it: picture first, background last. End the thread before crossing another color. Empty squares stay bare.
5. Last, two more rows all round, each stitch in the color it lies beside: the board's edge hides them.

First time? How to needlepoint: flossfield.com/needlepoint/guides/how-to-start/
How to read a chart: flossfield.com/needlepoint/guides/how-to-read-a-chart/

What you need

Canvas: blank mono canvas, 18 mesh (18 threads to the inch), cut 8.5 in square (21.6 cm).

Needle: blunt tapestry, size 22. Also masking tape for the cut edges, and small scissors.

Thread: six-strand floss, 16 colors, about 16 skeins in all (an estimate). Stitch with 4 strands (5 or 6 if canvas shows).

Make it an ornament: board, thin batting, backing fabric and twisted cord.
How to finish an ornament.

Thread list, DMC

			stitches	skeins
●	**310**	Black	1,139	1
■	**912**	Light Emerald Green	564	1
▲	**500**	Very Dark Blue Green	402	1
◆	**902**	Very Dark Garnet	333	1
▼	**712**	Cream	299	1
★	**221**	Very Dark Shell Pink	256	1
❖	**910**	Dark Emerald Green	211	1
X	**939**	Very Dark Navy Blue	137	1
H	**3799**	Very Dark Pewter Gray	132	1
+	**336**	Navy Blue	127	1
=	**801**	Dark Coffee Brown	109	1
Z	**434**	Light Brown	87	1
A	**826**	Medium Blue	81	1
V	**433**	Medium Brown	74	1
T	**827**	Very Light Blue	74	1
N	**738**	Very Light Tan	35	1

Skeins are estimates, with the two extra rows: the thread a stitch takes on the front and back of 18 mesh canvas, plus 30 percent, rounded up for each color.

Thread colors are approximate screen matches to DMC numbers. Check against real thread before you buy.

For your own stitching, gifts and handmade pieces you sell. Do not resell or share this PDF or copies of it.

Eight ball ornament

Needlepoint pattern

Chart: 72 x 72 stitches. Start at the red outline

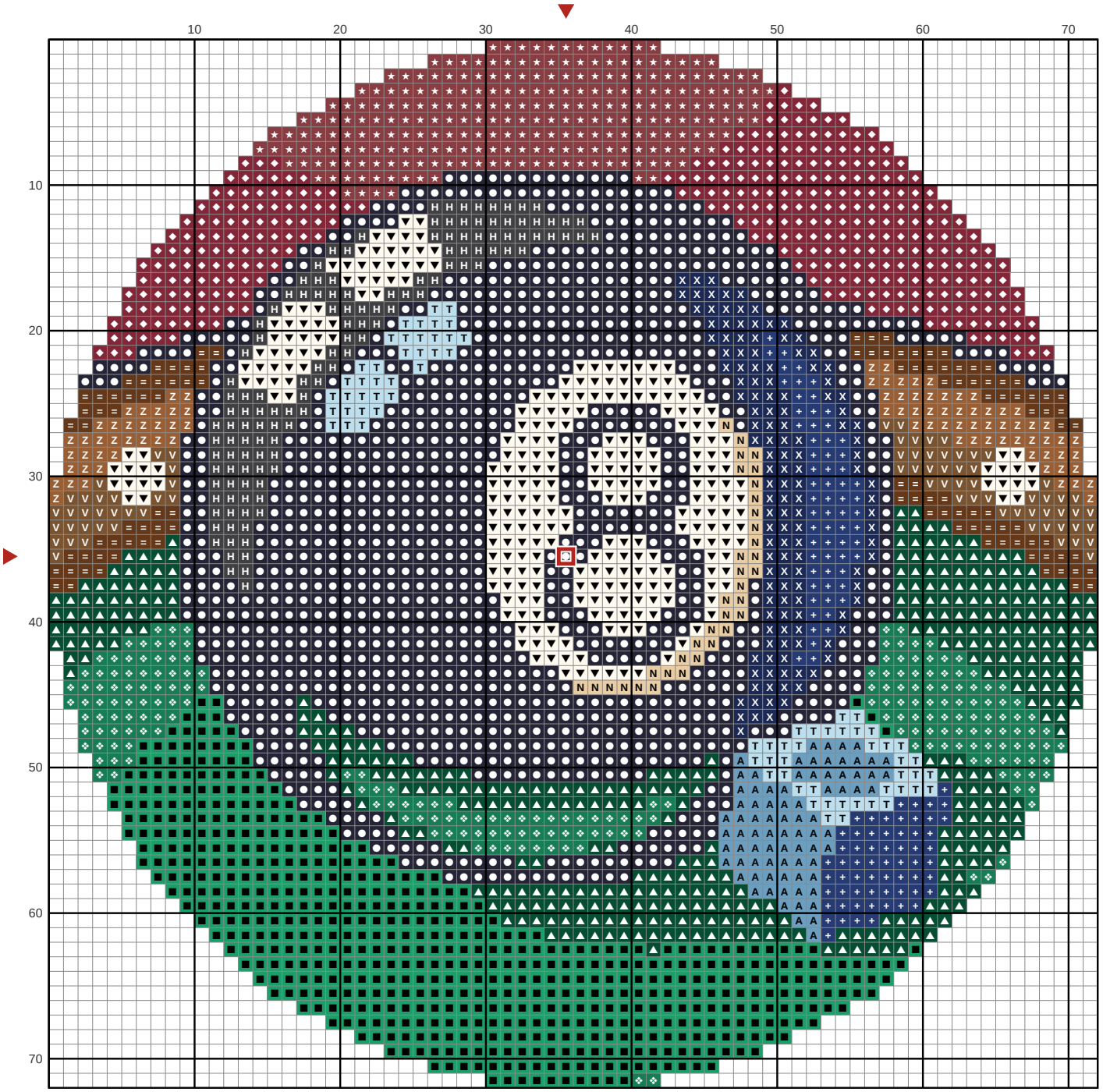

Key

- **DMC 310** Black
- **DMC 912** Light Emerald Green
- **DMC 500** Very Dark Blue Green
- **DMC 902** Very Dark Garnet
- **DMC 712** Cream
- **DMC 221** Very Dark Shell Pink
- **DMC 910** Dark Emerald Green
- **DMC 939** Very Dark Navy Blue
- **DMC 3799** Very Dark Pewter Gray
- **DMC 336** Navy Blue
- **DMC 801** Dark Coffee Brown
- **DMC 434** Light Brown
- **DMC 826** Medium Blue
- **DMC 433** Medium Brown
- **DMC 827** Very Light Blue
- **DMC 738** Very Light Tan