# Rose letter alphabet in slate blue

Needlepoint pattern | 160 x 160 stitches | 16 x 16 in (40.6 x 40.6 cm) on 10 mesh | 10 colors




## Thread key

| | | | stitches | yards | skeins of pearl |
|---|---|---|---|---|---|
| ● | **DMC 712** | Cream | 16,661 | 206 | 26 |
| □ | **DMC 3750** | Very Dark Antique Blue | 4,993 | 62 | 8 |
| ▲ | **DMC 3687** | Mauve | 1,024 | 13 | 2 |
| ◆ | **DMC 3346** | Hunter Green | 871 | 11 | 2 |
| ▼ | **DMC 471** | Very Light Avocado Green | 579 | 8 | 1 |
| ★ | **DMC 3689** | Light Mauve | 439 | 6 | 1 |
| ❖ | **DMC 352** | Light Coral | 407 | 6 | 1 |
| X | **DMC 3685** | Very Dark Mauve | 308 | 4 | 1 |
| O | **DMC 3824** | Light Apricot | 202 | 3 | 1 |
| + | **DMC 347** | Very Dark Salmon | 116 | 2 | 1 |

One chart square is one tent stitch over one canvas intersection.

Cut the canvas at least 20 x 20 in (50.8 x 50.8 cm) for 10 mesh: the design and 2 in (5.1 cm) of margin on every side.

25,600 stitches in all. Start from the center: a red arrow above the chart marks the center column, and one to the left of it the center row. The arrows are on the pages those lines cross.

The chart is on 5 pages, each cut to what is stitched: bare canvas has no page, and a join falls on plain ground where it can. Pages 2 and 3 are turned on their side, for a part that is wider than it is tall. Where chart pages join, gray squares repeat two rows or columns. The small picture at the top of each chart page shows which part it is.

Thread: pearl cotton size 3, 2 strands in the needle on 10 mesh, about 44 skeins of 16.4 yd in all. Or six-strand floss, 8 to 10 strands, about 66 skeins of 8.7 yd; or tapestry wool, 1 strand, about 42 skeins of 8.7 yd; or Persian wool, 3 strands, about 44 skeins of 8 yd. Wool is numbered differently: match it by eye. Needle: tapestry, size 16 or 18.

Yards and skeins are estimates: the thread a stitch takes on the front and back of 10 mesh canvas, plus 30 percent, rounded up for each color (about 321 yards in all, as the thread lies in the needle).

Thread colors are approximate screen matches to DMC numbers. Check against real thread before you buy.

Make it a pillow: also have backing fabric, an insert the size of the stitching or an inch larger, and cord or piping for the edge. The seam takes the last two rows: stitch two extra rows all round, or keep the edge plain. "How to finish a pillow" is a guide linked from this pattern's page.

For your own stitching, gifts and handmade pieces you sell. Do not resell or share this PDF or copies of it.

# Rose letter alphabet in slate blue

Needlepoint pattern

Chart 1 of 5: columns 1 to 80, rows 1 to 66

This page is the dark part of the chart




## Key

- DMC 712 Cream
- DMC 3750 Very Dark Antique Blue
- DMC 3687 Mauve
- DMC 3346 Hunter Green
- DMC 471 Very Light Avocado Green
- DMC 3689 Light Mauve
- DMC 352 Light Coral
- DMC 3685 Very Dark Mauve
- DMC 3824 Light Apricot
- DMC 347 Very Dark Salmon

# Rose letter alphabet in slate blue

Needlepoint pattern

Chart 2 of 5: columns 81 to 160, rows 1 to 66; gray squares repeat columns 79 and 80

This page is the dark part of the chart

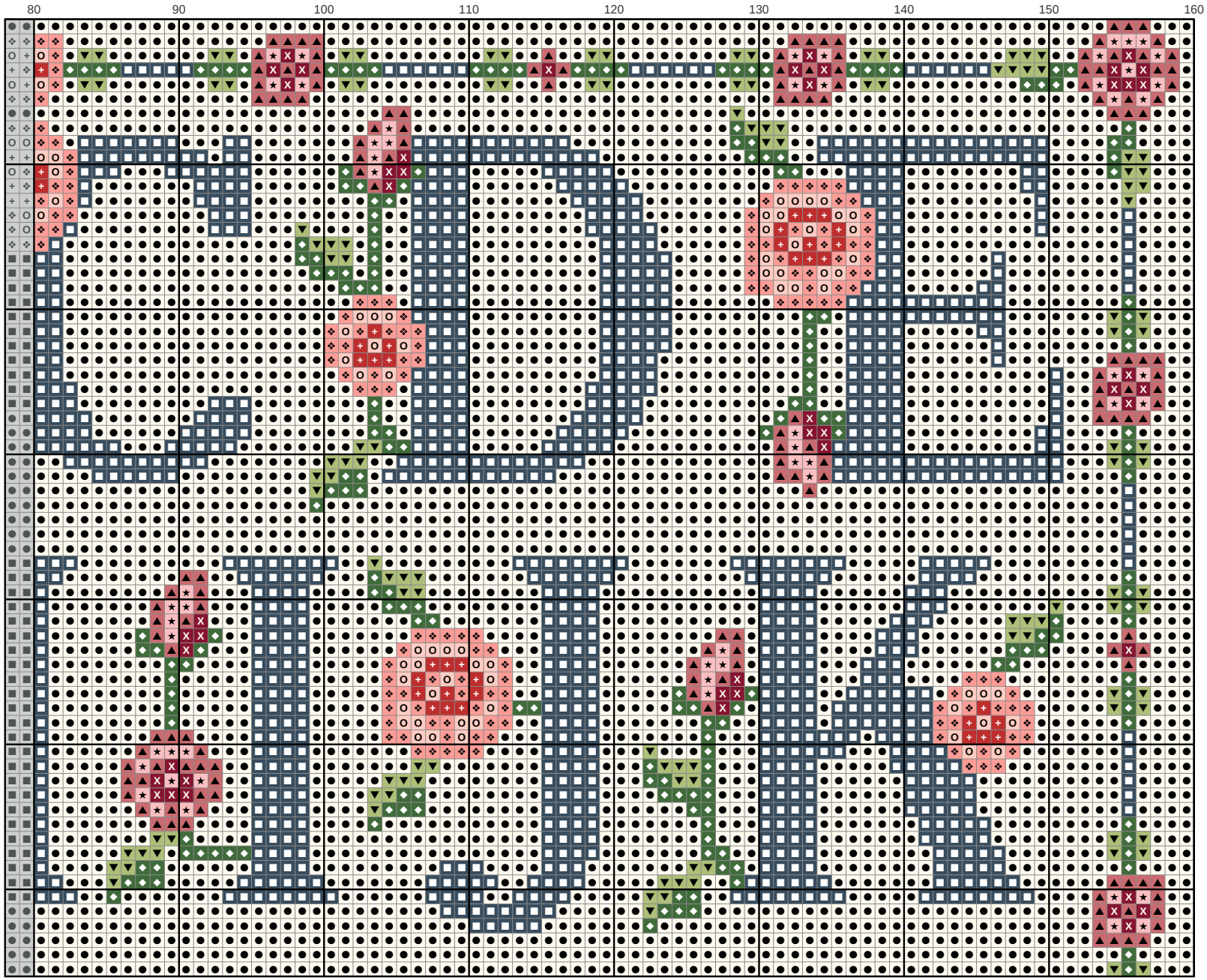


## Key

- ● **DMC 712** Cream
- ■ **DMC 3750** Very Dark Antique Blue
- ▲ **DMC 3687** Mauve
- ◆ **DMC 3346** Hunter Green
- ▼ **DMC 471** Very Light Avocado Green
- ★ **DMC 3689** Light Mauve
- ❖ **DMC 352** Light Coral
- X **DMC 3685** Very Dark Mauve
- O **DMC 3824** Light Apricot
- \+ **DMC 347** Very Dark Salmon

# Rose letter alphabet in slate blue Needlepoint pattern

This page is the dark part of the chart

Chart 3 of 5: columns 1 to 54, rows 67 to 160; gray squares repeat rows 65 and 66




## Key

- DMC 712 Cream
- DMC 3750
- DMC 3687 Mauve
- DMC 3346
- DMC 471
- DMC 3689
- DMC 352 Light Coral
- DMC 3685
- DMC 3824
- DMC 347

# Rose letter alphabet in slate blue

Needlepoint pattern

This page is the dark part of the chart

Chart 4 of 5: columns 55 to 107, rows 67 to 160; gray squares repeat columns 53 and 54 and rows 65 and 66




## Key

- DMC 712 Cream
- DMC 3750
- DMC 3687 Mauve
- DMC 3346
- DMC 471
- DMC 3689
- DMC 352
- DMC 3685
- DMC 3824
- DMC 347

# Rose letter alphabet in slate blue

Needlepoint pattern

This page is the dark part of the chart

Chart 5 of 5: columns 108 to 160, rows 67 to 160; gray squares repeat columns 106 and 107 and rows 65 and 66




## Key

- DMC 712 Cream
- DMC 3750
- DMC 3687 Mauve
- DMC 3346
- DMC 471
- DMC 3689
- DMC 352
- DMC 3685
- DMC 3824
- DMC 347