Flying geese quilt pillow

Needlepoint pattern | 160 x 120 stitches | 16 x 12 in (40.6 x 30.5 cm) on 10 mesh | 22 colors



How to stitch it



1. Each square is one tent stitch, up at 1, down at 2. Lines in continental, right to left, the canvas upside down for the next row; wide areas in basketweave.
2. Cut 18 in of thread. Start and end it without a knot left behind.
3. Mark the middle of the canvas. It is the outlined square on page 2, column 80, row 60 (DMC 3855): start there. Count threads, not holes.
4. Go on from it: picture first, background last. Gray squares are on two pages: stitch them once.
5. Last, two more rows all round in DMC 3750: the seam hides them.

First time? How to needlepoint: flossfield.com/needlepoint/guides/how-to-start/
How to read a chart: flossfield.com/needlepoint/guides/how-to-read-a-chart/

What you need

Canvas: blank mono canvas, 10 mesh (10 threads to the inch), cut 20.5 in wide x 16.5 in high (52.1 x 41.9 cm).

Needle: blunt tapestry, size 18. Also masking tape for the cut edges, and small scissors.

Thread: pearl cotton size 3, 22 colors, about 44 skeins in all (an estimate). Stitch with 2 lengths together.

Make it a pillow: backing fabric, an insert the size of the stitching or an inch larger, and cord or piping for the edge. How to finish a pillow.

Thread list, DMC

			stitches	skeins
●	**3750**	Very Dark Antique Blue	3,408	7
■	**739**	Ultra Very Light Tan	2,992	5
▲	**3856**	Ultra Very Light Mahogany	1,406	3
◆	**782**	Dark Topaz	1,149	2
▼	**3808**	Ultra Very Dark Turquoise	1,070	2
★	**3768**	Dark Gray Green	935	2
❖	**918**	Dark Red Copper	872	2
X	**3790**	Ultra Dark Beige Gray	783	2
H	**926**	Medium Gray Green	782	2
+	**3021**	Very Dark Brown Gray	766	2
=	**815**	Medium Garnet	720	2
Z	**3835**	Medium Grape	720	2
A	**402**	Very Light Mahogany	676	2
V	**3047**	Light Yellow Beige	583	1
T	**3855**	Light Autumn Gold	493	1
N	**927**	Light Gray Green	461	1
S	**840**	Medium Beige Brown	340	1
K	**310**	Black	281	1
E	**841**	Light Beige Brown	242	1
C	**744**	Pale Yellow	222	1
P	**842**	Very Light Beige Brown	221	1
U	**3865**	Winter White	78	1

Skeins are estimates, with the two extra rows: the thread a stitch takes on the front and back of 10 mesh canvas, plus 30 percent, rounded up for each color.

Thread colors are approximate screen matches to DMC numbers. Check against real thread before you buy.

For your own stitching, gifts and handmade pieces you sell. Do not resell or share this PDF or copies of it.

Flying geese quilt pillow

Needlepoint pattern

Columns 1 to 80, rows 1 to 60. Start at the red outline

This page is the dark part of the chart



Key

- **DMC 3750** Very Dark Antique Blue
- **DMC 739** Ultra Very Light Tan
- **DMC 3856** Ultra Very Light Mahogany
- **DMC 782** Dark Topaz
- **DMC 3808** Ultra Very Dark Turquoise
- **DMC 3768** Dark Gray Green
- **DMC 918** Dark Red Copper
- **DMC 3790** Ultra Dark Beige Gray
- **DMC 926** Medium Gray Green
- **DMC 3021** Very Dark Brown Gray
- **DMC 815** Medium Garnet
- **DMC 3835** Medium Grape
- **DMC 3047** Light Yellow Beige
- **DMC 3855** Light Autumn Gold
- **DMC 927** Light Gray Green
- **DMC 840** Medium Beige Brown
- **DMC 310** Black
- **DMC 841** Light Beige Brown
- **DMC 842** Very Light Beige Brown
- **DMC 3865** Winter White

Flying geese quilt pillow

Needlepoint pattern

Columns 81 to 160, rows 1 to 60. Gray squares: charted already, do not stitch again

This page is the dark part of the chart



Key

- **DMC 3750** Very Dark Antique Blue
- **DMC 739** Ultra Very Light Tan
- **DMC 3856** Ultra Very Light Mahogany
- **DMC 782** Dark Topaz
- **DMC 3808** Ultra Very Dark Turquoise
- **DMC 3768** Dark Gray Green
- **DMC 918** Dark Red Copper
- **DMC 3790** Ultra Dark Beige Gray
- **DMC 926** Medium Gray Green
- **DMC 3021** Very Dark Brown Gray
- **DMC 815** Medium Garnet
- **DMC 3835** Medium Grape
- **DMC 3047** Light Yellow Beige
- **DMC 3855** Light Autumn Gold
- **DMC 927** Light Gray Green
- **DMC 840** Medium Beige Brown
- **DMC 310** Black
- **DMC 841** Light Beige Brown
- **DMC 842** Very Light Beige Brown
- **DMC 3865** Winter White

Flying geese quilt pillow

Needlepoint pattern

Columns 1 to 80, rows 61 to 120. Gray squares: charted already, do not stitch again

This page is the dark part of the chart



Key

- **DMC 3750** Very Dark Antique Blue
- **DMC 739** Ultra Very Light Tan
- **DMC 3856** Ultra Very Light Mahogany
- **DMC 782** Dark Topaz
- **DMC 3808** Ultra Very Dark Turquoise
- **DMC 918** Dark Red Copper
- **DMC 3790** Ultra Dark Beige Gray
- **DMC 3021** Very Dark Brown Gray
- **DMC 815** Medium Garnet
- **DMC 3835** Medium Grape
- **DMC 402** Very Light Mahogany
- **DMC 3047** Light Yellow Beige
- **DMC 3855** Light Autumn Gold
- **DMC 840** Medium Beige Brown
- **DMC 310** Black
- **DMC 841** Light Beige Brown
- **DMC 744** Pale Yellow
- **DMC 842** Very Light Beige Brown
- **DMC 3865** Winter White

Flying geese quilt pillow

Needlepoint pattern

Columns 81 to 160, rows 61 to 120. Gray squares: charted already, do not stitch again

This page is the dark part of the chart



Key

- **DMC 3750** Very Dark Antique Blue
- **DMC 739** Ultra Very Light Tan
- **DMC 3856** Ultra Very Light Mahogany
- **DMC 782** Dark Topaz
- **DMC 3808** Ultra Very Dark Turquoise
- **DMC 918** Dark Red Copper
- **DMC 3790** Ultra Dark Beige Gray
- **DMC 3021** Very Dark Brown Gray
- **DMC 815** Medium Garnet
- **DMC 3835** Medium Grape
- **DMC 402** Very Light Mahogany
- **DMC 3855** Light Autumn Gold
- **DMC 840** Medium Beige Brown
- **DMC 310** Black
- **DMC 841** Light Beige Brown
- **DMC 744** Pale Yellow
- **DMC 842** Very Light Beige Brown
- **DMC 3865** Winter White