Folk art astronaut with flowers

Needlepoint pattern | 90 x 90 stitches | 5 x 5 in (12.7 x 12.7 cm) on 18 mesh | 17 colors



How to stitch it



1. Each square is one tent stitch, up at 1, down at 2. Lines in continental, right to left, the canvas upside down for the next row; wide areas in basketweave.
2. Cut 18 in of thread. Start and end it without a knot left behind.
3. Mark the middle of the canvas. It is the outlined square on page 2, column 45, row 45 (DMC 3865): start there. Count threads, not holes.
4. Go on from it: picture first, background last. Gray squares are on two pages: stitch them once.
5. Last, two more rows all round, each stitch in the color it lies beside: the opening's edge hides them.

First time? How to needlepoint: flossfield.com/needlepoint/guides/how-to-start/
How to read a chart: flossfield.com/needlepoint/guides/how-to-read-a-chart/

What you need

Canvas: blank mono canvas, 18 mesh (18 threads to the inch), cut 9.5 in square (24.1 cm).

Needle: blunt tapestry, size 22. Also masking tape for the cut edges, and small scissors.

Thread: six-strand floss, 17 colors, about 19 skeins in all (an estimate). Stitch with 4 strands (5 or 6 if canvas shows).

Fit it into a lid: the box or tray, acid-free board and backing. Measure the opening first.
How to fit it into a lid.

Thread list, DMC

			stitches	skeins
●	**823**	Dark Navy Blue	2,630	3
■	**3865**	Winter White	1,096	1
▲	**321**	Red	780	1
◆	**742**	Light Tangerine	686	1
▼	**702**	Kelly Green	460	1
★	**352**	Light Coral	444	1
❖	**3843**	Electric Blue	344	1
X	**3371**	Black Brown	318	1
H	**797**	Royal Blue	300	1
+	**744**	Pale Yellow	280	1
=	**3064**	Desert Sand	168	1
Z	**799**	Medium Delft Blue	166	1
A	**907**	Light Parrot Green	166	1
V	**783**	Medium Topaz	118	1
T	**800**	Pale Delft Blue	80	1
N	**519**	Sky Blue	36	1
S	**3772**	Very Dark Desert Sand	28	1

Skeins are estimates, with the two extra rows: the thread a stitch takes on the front and back of 18 mesh canvas, plus 30 percent, rounded up for each color.

Thread colors are approximate screen matches to DMC numbers. Check against real thread before you buy.

For your own stitching, gifts and handmade pieces you sell. Do not resell or share this PDF or copies of it.

Folk art astronaut with flowers

Needlepoint pattern

Columns 1 to 49, rows 1 to 90. Start at the red outline

This page is the dark part of the chart



Key

- **DMC 823** Dark Navy Blue
- **DMC 3865** Winter White
- **DMC 321** Red
- **DMC 742** Light Tangerine
- **DMC 702** Kelly Green
- **DMC 352** Light Coral
- **DMC 3843** Electric Blue
- **DMC 3371** Black Brown
- **DMC 797** Royal Blue
- **DMC 744** Pale Yellow
- **DMC 3064** Desert Sand
- **DMC 799** Medium Delft Blue
- **DMC 907** Light Parrot Green
- **DMC 783** Medium Topaz
- **DMC 800** Pale Delft Blue
- **DMC 519** Sky Blue
- **DMC 3772** Very Dark Desert Sand

Folk art astronaut with flowers

Needlepoint pattern

Columns 50 to 90, rows 1 to 90. Gray squares: charted already, do not stitch again

This page is the dark part of the chart



Key

- DMC 823 Dark Navy Blue
- DMC 3865 Winter White
- DMC 321 Red
- DMC 742 Light Tangerine
- DMC 702 Kelly Green
- DMC 352 Light Coral
- DMC 3843 Electric Blue
- DMC 3371 Black Brown
- DMC 797 Royal Blue
- DMC 744 Pale Yellow
- DMC 3064 Desert Sand
- DMC 799 Medium Delft Blue
- DMC 907 Light Parrot Green
- DMC 783 Medium Topaz
- DMC 800 Pale Delft Blue
- DMC 519 Sky Blue
- DMC 3772 Very Dark Desert Sand