Folk art backgammon board

Needlepoint pattern | 182 x 182 stitches | 14 x 14 in (35.6 x 35.6 cm) on 13 mesh | 13 colors



How to stitch it



1. Each square is one tent stitch, up at 1, down at 2. Lines in continental, right to left, the canvas upside down for the next row; wide areas in basketweave.
2. Cut 18 in of thread. Start and end it without a knot left behind.
3. Mark the middle of the canvas. It is the outlined square on page 3, column 91, row 91 (DMC 939): start there. Count threads, not holes.
4. Go on from it: picture first, background last. Gray squares are on two pages: stitch them once.
5. Last, two more rows all round in DMC 939: the board's edge hides them.

First time? How to needlepoint: flossfield.com/needlepoint/guides/how-to-start/
How to read a chart: flossfield.com/needlepoint/guides/how-to-read-a-chart/

What you need

Canvas: blank mono canvas, 13 mesh (13 threads to the inch), cut 18.5 in square (47 cm).

Needle: blunt tapestry, size 20. Also masking tape for the cut edges, and small scissors.

Thread: six-strand floss, 13 colors, about 57 skeins in all (an estimate). Stitch with 7 strands (8 if canvas shows).

Make it a game board: a rigid board, and glass or a rim of wood. How to make a game board.

Thread list, DMC

			stitches	skeins
●	**739**	Ultra Very Light Tan	9,978	15
□	**939**	Very Dark Navy Blue	7,470	13
▲	**347**	Very Dark Salmon	5,230	8
◆	**3847**	Dark Teal Green	2,708	4
▼	**783**	Medium Topaz	2,216	4
★	**3822**	Light Straw	1,434	3
❖	**3347**	Medium Yellow Green	1,404	3
X	**3346**	Hunter Green	756	2
H	**815**	Medium Garnet	598	1
+	**3823**	Ultra Pale Yellow	590	1
=	**3778**	Light Terra Cotta	336	1
Z	**3813**	Light Blue Green	336	1
A	**782**	Dark Topaz	68	1

Skeins are estimates, with the two extra rows: the thread a stitch takes on the front and back of 13 mesh canvas, plus 30 percent, rounded up for each color.

Thread colors are approximate screen matches to DMC numbers. Check against real thread before you buy.

For your own stitching, gifts and handmade pieces you sell. Do not resell or share this PDF or copies of it.

Folk art backgammon board

Needlepoint pattern

Columns 1 to 61, rows 1 to 95

This page is the dark part of the chart



Key

- ● **DMC 739** Ultra Very Light Tan
- ■ **DMC 939** Very Dark Navy Blue
- ▲ **DMC 347** Very Dark Salmon
- ◆ **DMC 3847** Dark Teal Green
- ▼ **DMC 783** Medium Topaz
- ★ **DMC 3822** Light Straw
- ❖ **DMC 3347** Medium Yellow Green
- **H** **DMC 815** Medium Garnet
- **+** **DMC 3823** Ultra Pale Yellow
- **=** **DMC 3778** Light Terra Cotta
- **Z** **DMC 3813** Light Blue Green

Folk art backgammon board

Needlepoint pattern

This page is the dark part of the chart



Columns 62 to 122, rows 1 to 95. Start at the red outline. Gray squares: charted already, do not stitch again



Key

- DMC 739 — Ultra Very Light Tan
- DMC 939 — Very Dark Navy Blue
- DMC 347 — Very Dark Salmon
- DMC 3847 — Dark Teal Green
- DMC 783 — Medium Topaz
- DMC 3822 — Light Straw
- DMC 3347 — Medium Yellow Green
- DMC 3346 — Hunter Green
- DMC 815 — Medium Garnet
- DMC 3823 — Ultra Pale Yellow
- DMC 782 — Dark Topaz

Folk art backgammon board

Needlepoint pattern

Columns 123 to 182, rows 1 to 95. Gray squares: charted already, do not stitch again

This page is the dark part of the chart



Key

- ● **DMC 739** Ultra Very Light Tan
- ■ **DMC 939** Very Dark Navy Blue
- ▲ **DMC 347** Very Dark Salmon
- ◆ **DMC 3847** Dark Teal Green
- ▼ **DMC 783** Medium Topaz
- ★ **DMC 3822** Light Straw
- ❖ **DMC 3347** Medium Yellow Green
- **H** **DMC 815** Medium Garnet
- **+** **DMC 3823** Ultra Pale Yellow
- **=** **DMC 3778** Light Terra Cotta
- **Z** **DMC 3813** Light Blue Green

Folk art backgammon board

Needlepoint pattern

Columns 1 to 61, rows 96 to 182. Gray squares: charted already, do not stitch again

This page is the dark part of the chart



Key

- ● **DMC 739** Ultra Very Light Tan
- ■ **DMC 939** Very Dark Navy Blue
- ▲ **DMC 347** Very Dark Salmon
- ◆ **DMC 3847** Dark Teal Green
- ▼ **DMC 783** Medium Topaz
- ★ **DMC 3822** Light Straw
- ❖ **DMC 3347** Medium Yellow Green
- H **DMC 815** Medium Garnet
- \+ **DMC 3823** Ultra Pale Yellow
- = **DMC 3778** Light Terra Cotta
- Z **DMC 3813** Light Blue Green

Folk art backgammon board

Needlepoint pattern

Columns 62 to 122, rows 96 to 182. Gray squares: charted already, do not stitch again

This page is the dark part of the chart



Key

- ● **DMC 739** Ultra Very Light Tan
- ■ **DMC 939** Very Dark Navy Blue
- ▲ **DMC 347** Very Dark Salmon
- ◆ **DMC 3847** Dark Teal Green
- ▼ **DMC 783** Medium Topaz
- ★ **DMC 3822** Light Straw
- ❖ **DMC 3347** Medium Yellow Green
- X **DMC 3346** Hunter Green
- H **DMC 815** Medium Garnet
- \+ **DMC 3823** Ultra Pale Yellow

Folk art backgammon board

Needlepoint pattern

Columns 123 to 182, rows 96 to 182. Gray squares: charted already, do not stitch again

This page is the dark part of the chart



Key

- ● **DMC 739** Ultra Very Light Tan
- ■ **DMC 939** Very Dark Navy Blue
- ▲ **DMC 347** Very Dark Salmon
- ◆ **DMC 3847** Dark Teal Green
- ▼ **DMC 783** Medium Topaz
- ★ **DMC 3822** Light Straw
- ❖ **DMC 3347** Medium Yellow Green
- H **DMC 815** Medium Garnet
- \+ **DMC 3823** Ultra Pale Yellow
- = **DMC 3778** Light Terra Cotta
- Z **DMC 3813** Light Blue Green