Folk art badminton tree of life

Needlepoint pattern | 90 x 126 stitches | 5 x 7 in (12.7 x 17.8 cm) on 18 mesh | 11 colors



How to stitch it



1. Each square is one tent stitch, up at 1, down at 2. Lines in continental, right to left, the canvas upside down for the next row; wide areas in basketweave.
2. Cut 18 in of thread. Start and end it without a knot left behind.
3. Mark the middle of the canvas. It is the outlined square on page 2, column 45, row 63 (DMC 3823): start there. Count threads, not holes.
4. Go on from it: picture first, background last. Gray squares are on two pages: stitch them once.
5. When it is done, block it square.

First time? How to needlepoint: flossfield.com/needlepoint/guides/how-to-start/
How to read a chart: flossfield.com/needlepoint/guides/how-to-read-a-chart/

What you need

Canvas: blank mono canvas, 18 mesh (18 threads to the inch), cut 9 in wide x 11 in high (22.9 x 27.9 cm).

Needle: blunt tapestry, size 22. Also masking tape for the cut edges, and small scissors.

Thread: six-strand floss, 11 colors, about 15 skeins in all (an estimate). Stitch with 4 strands (5 or 6 if canvas shows).

Frame it: acid-free board and a frame.
How to frame needlepoint.

Thread list, DMC

			stitches	skeins
●	**677**	Very Light Old Gold	3,702	3
□	**3777**	Very Dark Terra Cotta	2,208	2
▲	**336**	Navy Blue	1,996	2
◆	**3808**	Ultra Very Dark Turquoise	1,146	1
▼	**3820**	Dark Straw	850	1
★	**782**	Dark Topaz	490	1
❖	**3823**	Ultra Pale Yellow	428	1
X	**3810**	Dark Turquoise	316	1
H	**3811**	Very Light Turquoise	166	1
+	**356**	Medium Terra Cotta	24	1
=	**3779**	Very Light Rosewood	14	1

Skeins are estimates: the thread a stitch takes on the front and back of 18 mesh canvas, plus 30 percent, rounded up for each color.
Thread colors are approximate screen matches to DMC numbers. Check against real thread before you buy.
For your own stitching, gifts and handmade pieces you sell. Do not resell or share this PDF or copies of it.

Folk art badminton tree of life

Needlepoint pattern

Columns 1 to 90, rows 1 to 67. Start at the red outline

This page is the dark part of the chart



Key

- DMC 677 — Very Light Old Gold
- DMC 3777 — Very Dark Terra Cotta
- DMC 336 — Navy Blue
- DMC 3808 — Ultra Very Dark Turquoise
- DMC 3820 — Dark Straw
- DMC 782 — Dark Topaz
- DMC 3823 — Ultra Pale Yellow
- DMC 3810 — Dark Turquoise
- DMC 356 — Medium Terra Cotta

Folk art badminton tree of life

Needlepoint pattern

Columns 1 to 90, rows 68 to 126. Gray squares: charted already, do not stitch again

This page is the dark part of the chart



Key

- DMC 677 — Very Light Old Gold
- DMC 3777 — Very Dark Terra Cotta
- DMC 336 — Navy Blue
- DMC 3808 — Ultra Very Dark Turquoise
- DMC 3820 — Dark Straw
- DMC 782 — Dark Topaz
- DMC 3823 — Ultra Pale Yellow
- DMC 3810 — Dark Turquoise
- DMC 3811 — Very Light Turquoise
- DMC 3779 — Very Light Rosewood