Folk art balloons

Needlepoint pattern | 72 x 72 stitches | 4 x 4 in (10.2 x 10.2 cm) on 18 mesh | 13 colors



How to stitch it



1. Each square is one tent stitch, up at 1, down at 2. Lines in continental, right to left, the canvas upside down for the next row; wide areas in basketweave.
2. Cut 18 in of thread. Start and end it without a knot left behind.
3. Mark the middle of the canvas. It is the outlined square, column 36, row 36 (DMC 3811): start there. Count threads, not holes.
4. Go on from it: picture first, background last. End the thread before crossing another color.
5. Last, two more rows all round in DMC 3808: the board's edge hides them.

First time? How to needlepoint: flossfield.com/needlepoint/guides/how-to-start/
How to read a chart: flossfield.com/needlepoint/guides/how-to-read-a-chart/

What you need

Canvas: blank mono canvas, 18 mesh (18 threads to the inch), cut 8.5 in square (21.6 cm).

Needle: blunt tapestry, size 22. Also masking tape for the cut edges, and small scissors.

Thread: six-strand floss, 13 colors, about 15 skeins in all (an estimate). Stitch with 4 strands (5 or 6 if canvas shows).

Make it an ornament: board, thin batting, backing fabric and twisted cord.
How to finish an ornament.

Thread list, DMC

			stitches	skeins
●	**814**	Dark Garnet	1,756	2
□	**3808**	Ultra Very Dark Turquoise	880	2
▲	**3820**	Dark Straw	672	1
◆	**3823**	Ultra Pale Yellow	470	1
▼	**597**	Turquoise	384	1
★	**351**	Coral	320	1
❖	**3811**	Very Light Turquoise	262	1
X	**936**	Very Dark Avocado Green	166	1
H	**470**	Light Avocado Green	112	1
+	**3810**	Dark Turquoise	58	1
=	**782**	Dark Topaz	48	1
Z	**304**	Medium Red	48	1
A	**939**	Very Dark Navy Blue	8	1

Skeins are estimates, with the two extra rows: the thread a stitch takes on the front and back of 18 mesh canvas, plus 30 percent, rounded up for each color.

Thread colors are approximate screen matches to DMC numbers. Check against real thread before you buy.

For your own stitching, gifts and handmade pieces you sell. Do not resell or share this PDF or copies of it.

Folk art balloons Needlepoint pattern

Chart: 72 x 72 stitches. Start at the red outline



Key

- DMC 814 Dark Garnet
- DMC 3808 Ultra Very Dark Turquoise
- DMC 3820 Dark Straw
- DMC 3823 Ultra Pale Yellow
- DMC 597 Turquoise
- DMC 351 Coral
- DMC 3811 Very Light Turquoise
- DMC 936 Very Dark Avocado Green
- DMC 470 Light Avocado Green
- DMC 3810 Dark Turquoise
- DMC 782 Dark Topaz
- DMC 304 Medium Red
- DMC 939 Very Dark Navy Blue