Folk art banana leaf

Needlepoint pattern | 90 x 126 stitches | 5 x 7 in (12.7 x 17.8 cm) on 18 mesh | 16 colors



How to stitch it



1. Each square is one tent stitch, up at 1, down at 2. Lines in continental, right to left, the canvas upside down for the next row; wide areas in basketweave.
2. Cut 18 in of thread. Start and end it without a knot left behind.
3. Mark the middle of the canvas. It is the outlined square on page 2, column 45, row 63 (DMC 746): start there. Count threads, not holes.
4. Go on from it: picture first, background last. Gray squares are on two pages: stitch them once.
5. When it is done, block it square.

First time? How to needlepoint: flossfield.com/needlepoint/guides/how-to-start/
How to read a chart: flossfield.com/needlepoint/guides/how-to-read-a-chart/

What you need

Canvas: blank mono canvas, 18 mesh (18 threads to the inch), cut 9 in wide x 11 in high (22.9 x 27.9 cm).

Needle: blunt tapestry, size 22. Also masking tape for the cut edges, and small scissors.

Thread: six-strand floss, 16 colors, about 21 skeins in all (an estimate). Stitch with 4 strands (5 or 6 if canvas shows).

Frame it: acid-free board and a frame.
How to frame needlepoint.

Thread list, DMC

			stitches	skeins
●	**939**	Very Dark Navy Blue	4,136	4
■	**3808**	Ultra Very Dark Turquoise	1,360	2
▲	**3847**	Dark Teal Green	1,340	2
◆	**959**	Medium Seagreen	1,044	1
▼	**3820**	Dark Straw	864	1
★	**746**	Off White	662	1
❖	**726**	Light Topaz	392	1
X	**727**	Very Light Topaz	304	1
H	**721**	Medium Orange Spice	290	1
+	**782**	Dark Topaz	226	1
=	**3607**	Light Plum	210	1
Z	**955**	Light Nile Green	186	1
A	**917**	Medium Plum	160	1
V	**154**	Very Dark Grape	80	1
T	**801**	Dark Coffee Brown	58	1
N	**3609**	Ultra Light Plum	28	1

Skeins are estimates: the thread a stitch takes on the front and back of 18 mesh canvas, plus 30 percent, rounded up for each color.
Thread colors are approximate screen matches to DMC numbers. Check against real thread before you buy.
For your own stitching, gifts and handmade pieces you sell. Do not resell or share this PDF or copies of it.

Folk art banana leaf

Needlepoint pattern

Columns 1 to 90, rows 1 to 67. Start at the red outline

This page is the dark part of the chart



Key

- **DMC 939** Very Dark Navy Blue
- **DMC 3808** Ultra Very Dark Turquoise
- **DMC 3847** Dark Teal Green
- **DMC 959** Medium Seagreen
- **DMC 3820** Dark Straw
- **DMC 746** Off White
- **H** **DMC 721** Medium Orange Spice
- **=** **DMC 3607** Light Plum
- **Z** **DMC 955** Light Nile Green

Folk art banana leaf Needlepoint pattern

Columns 1 to 90, rows 68 to 126. Gray squares: charted already, do not stitch again

This page is the dark part of the chart



Key

- **DMC 939** Very Dark Navy Blue
- **DMC 3808** Ultra Very Dark Turquoise
- **DMC 3847** Dark Teal Green
- **DMC 959** Medium Seagreen
- **DMC 3820** Dark Straw
- **DMC 746** Off White
- **DMC 726** Light Topaz
- **DMC 727** Very Light Topaz
- **DMC 721** Medium Orange Spice
- **DMC 782** Dark Topaz
- **DMC 3607** Light Plum
- **DMC 955** Light Nile Green
- **DMC 917** Medium Plum
- **DMC 154** Very Dark Grape
- **DMC 801** Dark Coffee Brown
- **DMC 3609** Ultra Light Plum