Folk art barn

Needlepoint pattern | 140 x 140 stitches | 14 x 14 in (35.6 x 35.6 cm) on 10 mesh | 22 colors



How to stitch it



1. Each square is one tent stitch, up at 1, down at 2. Lines in continental, right to left, the canvas upside down for the next row; wide areas in basketweave.
2. Cut 18 in of thread. Start and end it without a knot left behind.
3. Mark the middle of the canvas. It is the outlined square on page 2, column 70, row 70 (DMC 322): start there. Count threads, not holes.
4. Go on from it: picture first, background last. Gray squares are on two pages: stitch them once.
5. Last, two more rows all round, each stitch in the color it lies beside: the seam hides them.

First time? How to needlepoint: flossfield.com/needlepoint/guides/how-to-start/
How to read a chart: flossfield.com/needlepoint/guides/how-to-read-a-chart/

What you need

Canvas: blank mono canvas, 10 mesh (10 threads to the inch), cut 18.5 in square (47 cm).

Needle: blunt tapestry, size 18. Also masking tape for the cut edges, and small scissors.

Thread: pearl cotton size 3, 22 colors, about 42 skeins in all (an estimate). Stitch with 2 lengths together.

Make it a pillow: backing fabric, an insert the size of the stitching or an inch larger, and cord or piping for the edge. How to finish a pillow.

Thread list, DMC

			stitches	skeins
●	**3752**	Very Light Antique Blue	3,947	6
■	**3820**	Dark Straw	3,082	5
▲	**336**	Navy Blue	2,909	6
◆	**712**	Cream	1,984	3
▼	**322**	Dark Baby Blue	1,762	3
★	**321**	Red	856	2
❖	**3346**	Hunter Green	794	2
X	**739**	Ultra Very Light Tan	598	1
H	**3345**	Dark Hunter Green	588	1
+	**939**	Very Dark Navy Blue	544	1
=	**782**	Dark Topaz	406	1
Z	**815**	Medium Garnet	358	1
A	**470**	Light Avocado Green	340	1
V	**437**	Light Tan	232	1
T	**801**	Dark Coffee Brown	232	1
N	**434**	Light Brown	208	1
S	**3753**	Ultra Very Light Antique Blue	160	1
K	**932**	Light Antique Blue	152	1
E	**3712**	Medium Salmon	146	1
C	**436**	Tan	142	1
P	**738**	Very Light Tan	92	1
U	**931**	Medium Antique Blue	68	1

Skeins are estimates, with the two extra rows: the thread a stitch takes on the front and back of 10 mesh canvas, plus 30 percent, rounded up for each color.

Thread colors are approximate screen matches to DMC numbers. Check against real thread before you buy.

For your own stitching, gifts and handmade pieces you sell. Do not resell or share this PDF or copies of it.

Folk art barn Needlepoint pattern

Columns 1 to 74, rows 1 to 74. Start at the red outline

This page is the dark part of the chart



Key

- ● **DMC 3752** Very Light Antique Blue
- ■ **DMC 3820** Dark Straw
- ▲ **DMC 336** Navy Blue
- ◆ **DMC 712** Cream
- ▼ **DMC 322** Dark Baby Blue
- ★ **DMC 321** Red
- **H** **DMC 3345** Dark Hunter Green
- **=** **DMC 782** Dark Topaz
- **Z** **DMC 815** Medium Garnet
- **A** **DMC 470** Light Avocado Green
- **T** **DMC 801** Dark Coffee Brown
- **N** **DMC 434** Light Brown
- **S** **DMC 3753** Ultra Very Light Antique Blue

Folk art barn Needlepoint pattern

Columns 75 to 140, rows 1 to 74. Gray squares: charted already, do not stitch again

This page is the dark part of the chart



Key

- ● **DMC 3752** Very Light Antique Blue
- ■ **DMC 3820** Dark Straw
- ▲ **DMC 336** Navy Blue
- ◆ **DMC 712** Cream
- ▼ **DMC 322** Dark Baby Blue
- ★ **DMC 321** Red
- H **DMC 3345** Dark Hunter Green
- \+ **DMC 939** Very Dark Navy Blue
- = **DMC 782** Dark Topaz
- Z **DMC 815** Medium Garnet
- A **DMC 470** Light Avocado Green
- T **DMC 801** Dark Coffee Brown
- N **DMC 434** Light Brown
- S **DMC 3753** Ultra Very Light Antique Blue

Folk art barn Needlepoint pattern

Columns 1 to 74, rows 75 to 140. Gray squares: charted already, do not stitch again

This page is the dark part of the chart



Key

- ● **DMC 3752** Very Light Antique Blue
- ■ **DMC 3820** Dark Straw
- ▲ **DMC 336** Navy Blue
- ◆ **DMC 712** Cream
- ▼ **DMC 322** Dark Baby Blue
- ★ **DMC 321** Red
- ❖ **DMC 3346** Hunter Green
- X **DMC 739** Ultra Very Light Tan
- H **DMC 3345** Dark Hunter Green
- \+ **DMC 939** Very Dark Navy Blue
- Z **DMC 815** Medium Garnet
- A **DMC 470** Light Avocado Green
- V **DMC 437** Light Tan
- N **DMC 434** Light Brown
- S **DMC 3753** Ultra Very Light Antique Blue
- K **DMC 932** Light Antique Blue
- E **DMC 3712** Medium Salmon
- C **DMC 436** Tan
- P **DMC 738** Very Light Tan
- U **DMC 931** Medium Antique Blue

Folk art barn Needlepoint pattern

Columns 75 to 140, rows 75 to 140. Gray squares: charted already, do not stitch again

This page is the dark part of the chart



Key

- ● **DMC 3752** Very Light Antique Blue
- ■ **DMC 3820** Dark Straw
- ▲ **DMC 336** Navy Blue
- ◆ **DMC 712** Cream
- ▼ **DMC 322** Dark Baby Blue
- ★ **DMC 321** Red
- ❖ **DMC 3346** Hunter Green
- X **DMC 739** Ultra Very Light Tan
- H **DMC 3345** Dark Hunter Green
- \+ **DMC 939** Very Dark Navy Blue
- Z **DMC 815** Medium Garnet
- A **DMC 470** Light Avocado Green
- V **DMC 437** Light Tan
- N **DMC 434** Light Brown
- S **DMC 3753** Ultra Very Light Antique Blue
- K **DMC 932** Light Antique Blue
- E **DMC 3712** Medium Salmon
- C **DMC 436** Tan
- P **DMC 738** Very Light Tan
- U **DMC 931** Medium Antique Blue