Folk art Jack and the beanstalk

Needlepoint pattern | 90 x 126 stitches | 5 x 7 in (12.7 x 17.8 cm) on 18 mesh | 20 colors



How to stitch it



1. Each square is one tent stitch, up at 1, down at 2. Lines in continental, right to left, the canvas upside down for the next row; wide areas in basketweave.
2. Cut 18 in of thread. Start and end it without a knot left behind.
3. Mark the middle of the canvas. It is the outlined square on page 2, column 45, row 63 (DMC 3830): start there. Count threads, not holes.
4. Go on from it: picture first, background last. Gray squares are on two pages: stitch them once.
5. When it is done, block it square.

First time? How to needlepoint: flossfield.com/needlepoint/guides/how-to-start/
How to read a chart: flossfield.com/needlepoint/guides/how-to-read-a-chart/

What you need

Canvas: blank mono canvas, 18 mesh (18 threads to the inch), cut 9 in wide x 11 in high (22.9 x 27.9 cm).

Needle: blunt tapestry, size 22. Also masking tape for the cut edges, and small scissors.

Thread: six-strand floss, 20 colors, about 23 skeins in all (an estimate). Stitch with 4 strands (5 or 6 if canvas shows).

Frame it: acid-free board and a frame.
How to frame needlepoint.

Thread list, DMC

			stitches	skeins
●	**823**	Dark Navy Blue	2,008	2
■	**738**	Very Light Tan	1,595	2
▲	**355**	Dark Terra Cotta	1,456	2
◆	**3347**	Medium Yellow Green	982	1
▼	**712**	Cream	943	1
★	**895**	Very Dark Hunter Green	775	1
❖	**3830**	Terra Cotta	689	1
X	**433**	Medium Brown	544	1
H	**932**	Light Antique Blue	489	1
+	**3348**	Light Yellow Green	424	1
=	**3768**	Dark Gray Green	339	1
Z	**676**	Light Old Gold	246	1
A	**930**	Dark Antique Blue	212	1
V	**3346**	Hunter Green	160	1
T	**3371**	Black Brown	134	1
N	**729**	Medium Old Gold	95	1
S	**3012**	Medium Khaki Green	94	1
K	**680**	Dark Old Gold	73	1
E	**3771**	Ultra Very Light Terra Cotta	55	1
C	**407**	Dark Desert Sand	27	1

Skeins are estimates: the thread a stitch takes on the front and back of 18 mesh canvas, plus 30 percent, rounded up for each color.
Thread colors are approximate screen matches to DMC numbers. Check against real thread before you buy.
For your own stitching, gifts and handmade pieces you sell. Do not resell or share this PDF or copies of it.

Folk art Jack and the beanstalk Needlepoint pattern

Columns 1 to 90, rows 1 to 67. Start at the red outline

This page is the dark part of the chart



Key

- **DMC 823** Dark Navy Blue
- **DMC 738** Very Light Tan
- **DMC 355** Dark Terra Cotta
- **DMC 3347** Medium Yellow Green
- **DMC 712** Cream
- **DMC 895** Very Dark Hunter Green
- **DMC 3830** Terra Cotta
- **DMC 433** Medium Brown
- **DMC 932** Light Antique Blue
- **DMC 3348** Light Yellow Green
- **DMC 676** Light Old Gold
- **DMC 930** Dark Antique Blue
- **DMC 3346** Hunter Green
- **DMC 3771** Ultra Very Light Terra Cotta
- **DMC 407** Dark Desert Sand

Folk art Jack and the beanstalk Needlepoint pattern

Columns 1 to 90, rows 68 to 126. Gray squares: charted already, do not stitch again

This page is the dark part of the chart



Key

- **DMC 823** Dark Navy Blue
- **DMC 738** Very Light Tan
- **DMC 355** Dark Terra Cotta
- **DMC 3347** Medium Yellow Green
- **DMC 712** Cream
- **DMC 895** Very Dark Hunter Green
- **DMC 3830** Terra Cotta
- **DMC 433** Medium Brown
- **DMC 932** Light Antique Blue
- **DMC 3348** Light Yellow Green
- **DMC 3768** Dark Gray Green
- **DMC 676** Light Old Gold
- **DMC 930** Dark Antique Blue
- **DMC 3346** Hunter Green
- **DMC 3371** Black Brown
- **DMC 729** Medium Old Gold
- **DMC 3012** Medium Khaki Green
- **DMC 680** Dark Old Gold
- **DMC 3771** Ultra Very Light Terra Cotta
- **DMC 407** Dark Desert Sand