Folk art October birth flower: marigold

Needlepoint pattern | 130 x 130 stitches | 10 x 10 in (25.4 x 25.4 cm) on 13 mesh | 14 colors



How to stitch it



1. Each square is one tent stitch, up at 1, down at 2. Lines in continental, right to left, the canvas upside down for the next row; wide areas in basketweave.
2. Cut 18 in of thread. Start and end it without a knot left behind.
3. Mark the middle of the canvas. It is the outlined square on page 2, column 65, row 65 (DMC 598): start there. Count threads, not holes.
4. Go on from it: picture first, background last. Gray squares are on two pages: stitch them once.
5. Last, two more rows all round in DMC 3823: the seam hides them.

First time? How to needlepoint: flossfield.com/needlepoint/guides/how-to-start/
How to read a chart: flossfield.com/needlepoint/guides/how-to-read-a-chart/

What you need

Canvas: blank mono canvas, 13 mesh (13 threads to the inch), cut 14.5 in square (36.8 cm).

Needle: blunt tapestry, size 20. Also masking tape for the cut edges, and small scissors.

Thread: six-strand floss, 14 colors, about 34 skeins in all (an estimate). Stitch with 7 strands (8 if canvas shows).

Make it a pillow: backing fabric, an insert the size of the stitching or an inch larger, and cord or piping for the edge. How to finish a pillow.

Thread list, DMC

			stitches	skeins
●	**3823**	Ultra Pale Yellow	7,924	14
□	**3857**	Dark Rosewood	1,938	3
▲	**3346**	Hunter Green	1,228	2
◆	**725**	Medium Light Topaz	978	2
▼	**920**	Medium Copper	960	2
★	**3808**	Ultra Very Dark Turquoise	820	2
❖	**598**	Light Turquoise	694	2
X	**971**	Pumpkin	672	1
H	**727**	Very Light Topaz	486	1
+	**742**	Light Tangerine	328	1
=	**919**	Red Copper	244	1
Z	**3810**	Dark Turquoise	244	1
A	**3348**	Light Yellow Green	228	1
V	**922**	Light Copper	156	1

Skeins are estimates, with the two extra rows: the thread a stitch takes on the front and back of 13 mesh canvas, plus 30 percent, rounded up for each color.

Thread colors are approximate screen matches to DMC numbers. Check against real thread before you buy.

For your own stitching, gifts and handmade pieces you sell. Do not resell or share this PDF or copies of it.

Folk art October birth flower: marigold Needlepoint pattern

Columns 1 to 69, rows 1 to 69. Start at the red outline

This page is the dark part of the chart



Key

- ● **DMC 3823** Ultra Pale Yellow
- ■ **DMC 3857** Dark Rosewood
- ▲ **DMC 3346** Hunter Green
- ◆ **DMC 725** Medium Light Topaz
- ▼ **DMC 920** Medium Copper
- ★ **DMC 3808** Ultra Very Dark Turquoise
- ❖ **DMC 598** Light Turquoise
- X **DMC 971** Pumpkin
- H **DMC 727** Very Light Topaz
- \+ **DMC 742** Light Tangerine
- = **DMC 919** Red Copper
- V **DMC 922** Light Copper

Folk art October birth flower: marigold Needlepoint pattern

Columns 70 to 130, rows 1 to 69. Gray squares: charted already, do not stitch again

This page is the dark part of the chart

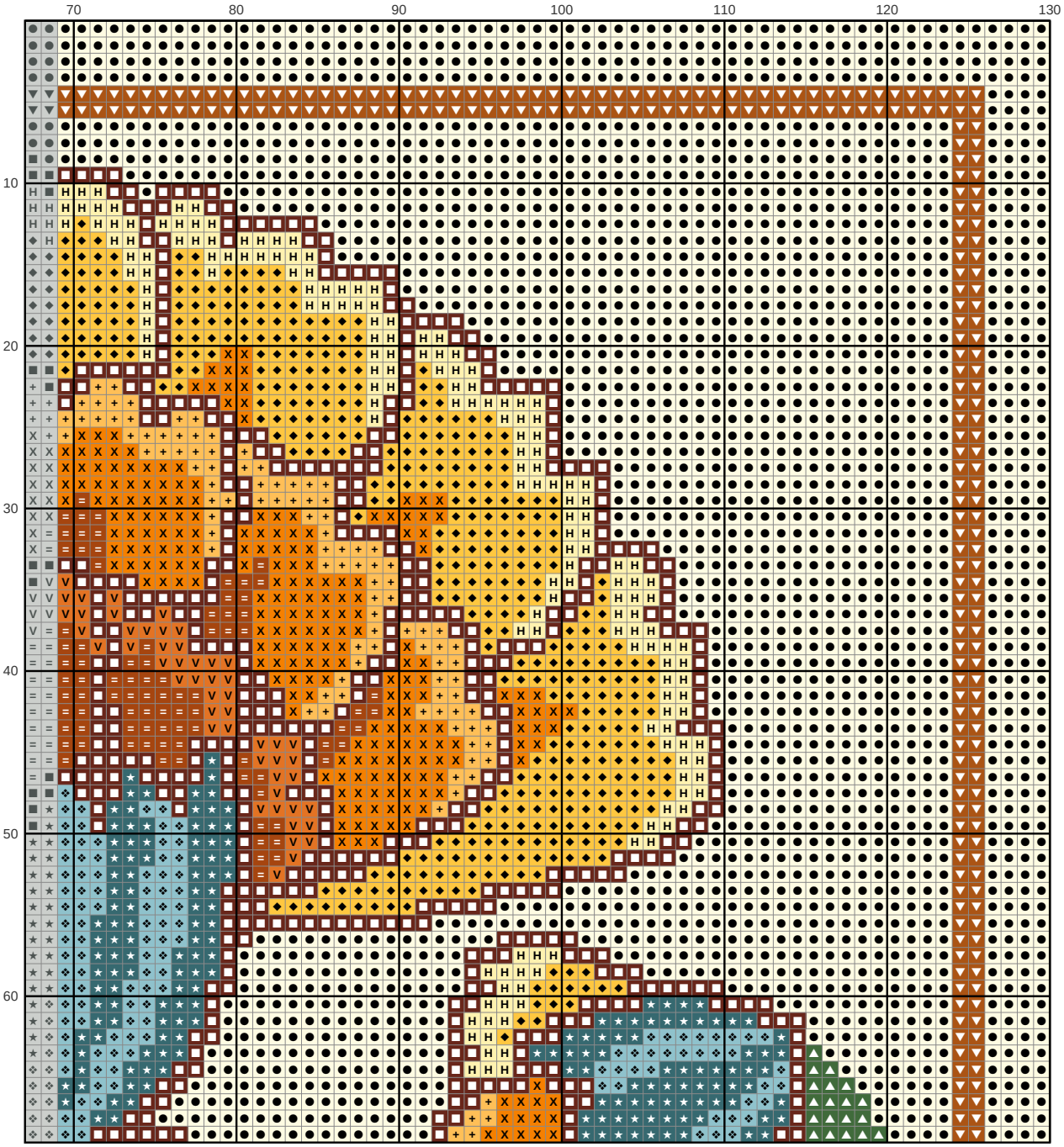

Key

- ● **DMC 3823** Ultra Pale Yellow
- ■ **DMC 3857** Dark Rosewood
- ▲ **DMC 3346** Hunter Green
- ◆ **DMC 725** Medium Light Topaz
- ▼ **DMC 920** Medium Copper
- ★ **DMC 3808** Ultra Very Dark Turquoise
- ❖ **DMC 598** Light Turquoise
- X **DMC 971** Pumpkin
- H **DMC 727** Very Light Topaz
- \+ **DMC 742** Light Tangerine
- = **DMC 919** Red Copper
- V **DMC 922** Light Copper

Folk art October birth flower: marigold Needlepoint pattern

Columns 1 to 69, rows 70 to 130. Gray squares: charted already, do not stitch again

This page is the dark part of the chart

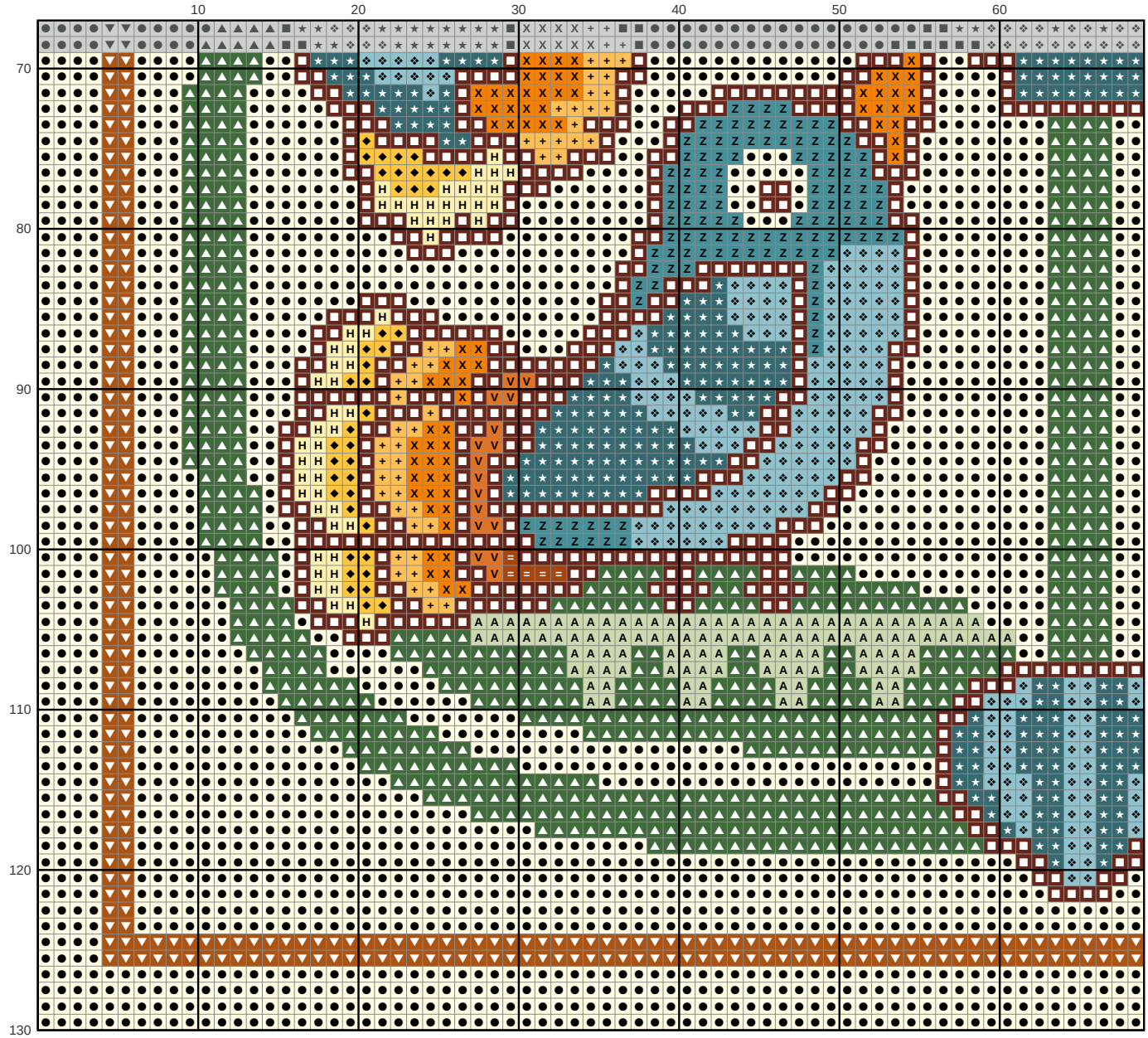

Key

- ● **DMC 3823** Ultra Pale Yellow
- ■ **DMC 3857** Dark Rosewood
- ▲ **DMC 3346** Hunter Green
- ◆ **DMC 725** Medium Light Topaz
- ▼ **DMC 920** Medium Copper
- ★ **DMC 3808** Ultra Very Dark Turquoise
- ❖ **DMC 598** Light Turquoise
- X **DMC 971** Pumpkin
- H **DMC 727** Very Light Topaz
- \+ **DMC 742** Light Tangerine
- = **DMC 919** Red Copper
- Z **DMC 3810** Dark Turquoise
- A **DMC 3348** Light Yellow Green
- V **DMC 922** Light Copper

Folk art October birth flower: marigold Needlepoint pattern

Columns 70 to 130, rows 70 to 130. Gray squares: charted already, do not stitch again

This page is the dark part of the chart



Key

- ● **DMC 3823** Ultra Pale Yellow
- □ **DMC 3857** Dark Rosewood
- ▲ **DMC 3346** Hunter Green
- ◆ **DMC 725** Medium Light Topaz
- ▼ **DMC 920** Medium Copper
- ★ **DMC 3808** Ultra Very Dark Turquoise
- ❖ **DMC 598** Light Turquoise
- X **DMC 971** Pumpkin
- H **DMC 727** Very Light Topaz
- \+ **DMC 742** Light Tangerine
- = **DMC 919** Red Copper
- Z **DMC 3810** Dark Turquoise
- A **DMC 3348** Light Yellow Green
- V **DMC 922** Light Copper