Folk art August birthstone: peridot

Needlepoint pattern | 90 x 90 stitches | 5 x 5 in (12.7 x 12.7 cm) on 18 mesh | 17 colors



How to stitch it



1. Each square is one tent stitch, up at 1, down at 2. Lines in continental, right to left, the canvas upside down for the next row; wide areas in basketweave.
2. Cut 18 in of thread. Start and end it without a knot left behind.
3. Mark the middle of the canvas. It is the outlined square on page 2, column 45, row 45 (DMC 907): start there. Count threads, not holes.
4. Go on from it: picture first, background last. Gray squares are on two pages: stitch them once.
5. Last, two more rows all round in DMC 816: the opening's edge hides them.

First time? How to needlepoint: flossfield.com/needlepoint/guides/how-to-start/
How to read a chart: flossfield.com/needlepoint/guides/how-to-read-a-chart/

What you need

Canvas: blank mono canvas, 18 mesh (18 threads to the inch), cut 9.5 in square (24.1 cm).

Needle: blunt tapestry, size 22. Also masking tape for the cut edges, and small scissors.

Thread: six-strand floss, 17 colors, about 19 skeins in all (an estimate). Stitch with 4 strands (5 or 6 if canvas shows).

Fit it into a lid: the box or tray, acid-free board and backing. Measure the opening first.
How to fit it into a lid.

Thread list, DMC

			stitches	skeins
●	823	Dark Navy Blue	2,088	2
■	816	Garnet	1,680	2
▲	350	Medium Coral	816	1
◆	704	Bright Chartreuse	458	1
▼	907	Light Parrot Green	398	1
★	502	Blue Green	360	1
❖	783	Medium Topaz	360	1
X	743	Medium Yellow	336	1
H	3340	Medium Apricot	288	1
+	564	Very Light Jade	272	1
=	905	Dark Parrot Green	260	1
Z	165	Very Light Moss Green	226	1
A	936	Very Dark Avocado Green	156	1
V	677	Very Light Old Gold	144	1
T	906	Medium Parrot Green	128	1
N	3823	Ultra Pale Yellow	66	1
S	817	Very Dark Coral Red	64	1

Skeins are estimates, with the two extra rows: the thread a stitch takes on the front and back of 18 mesh canvas, plus 30 percent, rounded up for each color.

Thread colors are approximate screen matches to DMC numbers. Check against real thread before you buy.

For your own stitching, gifts and handmade pieces you sell. Do not resell or share this PDF or copies of it.

Folk art August birthstone: peridot

Needlepoint pattern

Columns 1 to 49, rows 1 to 90. Start at the red outline

This page is the dark part of the chart



Key

- **DMC 823** Dark Navy Blue
- **DMC 816** Garnet
- **DMC 350** Medium Coral
- **DMC 704** Bright Chartreuse
- **DMC 907** Light Parrot Green
- **DMC 502** Blue Green
- **DMC 783** Medium Topaz
- **DMC 743** Medium Yellow
- **DMC 3340** Medium Apricot
- **DMC 564** Very Light Jade
- **DMC 905** Dark Parrot Green
- **DMC 165** Very Light Moss Green
- **DMC 936** Very Dark Avocado Green
- **DMC 677** Very Light Old Gold
- **DMC 906** Medium Parrot Green
- **DMC 3823** Ultra Pale Yellow
- **DMC 817** Very Dark Coral Red

Folk art August birthstone: peridot Needlepoint pattern

Columns 50 to 90, rows 1 to 90. Gray squares: charted already, do not stitch again

This page is the dark part of the chart



Key

- **DMC 823** Dark Navy Blue
- **DMC 816** Garnet
- **DMC 350** Medium Coral
- **DMC 704** Bright Chartreuse
- **DMC 907** Light Parrot Green
- **DMC 502** Blue Green
- **DMC 783** Medium Topaz
- **DMC 743** Medium Yellow
- **DMC 3340** Medium Apricot
- **DMC 564** Very Light Jade
- **DMC 905** Dark Parrot Green
- **DMC 165** Very Light Moss Green
- **DMC 936** Very Dark Avocado Green
- **DMC 677** Very Light Old Gold
- **DMC 906** Medium Parrot Green
- **DMC 3823** Ultra Pale Yellow
- **DMC 817** Very Dark Coral Red