Folk art July birthstone: ruby

Needlepoint pattern | 90 x 126 stitches | 5 x 7 in (12.7 x 17.8 cm) on 18 mesh | 13 colors



How to stitch it



1. Each square is one tent stitch, up at 1, down at 2. Lines in continental, right to left, the canvas upside down for the next row; wide areas in basketweave.
2. Cut 18 in of thread. Start and end it without a knot left behind.
3. Mark the middle of the canvas. It is the outlined square on page 2, column 45, row 63 (DMC 3801): start there. Count threads, not holes.
4. Go on from it: picture first, background last. Gray squares are on two pages: stitch them once.
5. Last, two more rows all round in DMC 815: the opening's edge hides them.

First time? How to needlepoint: flossfield.com/needlepoint/guides/how-to-start/
How to read a chart: flossfield.com/needlepoint/guides/how-to-read-a-chart/

What you need

Canvas: blank mono canvas, 18 mesh (18 threads to the inch), cut 9.5 in wide x 11.5 in high (24.1 x 29.2 cm).

Needle: blunt tapestry, size 22. Also masking tape for the cut edges, and small scissors.

Thread: six-strand floss, 13 colors, about 19 skeins in all (an estimate). Stitch with 4 strands (5 or 6 if canvas shows).

Fit it into a lid: the box or tray, acid-free board and backing. Measure the opening first.
How to fit it into a lid.

Thread list, DMC

			stitches	skeins
●	**3808**	Ultra Very Dark Turquoise	2,878	3
■	**815**	Medium Garnet	2,462	3
▲	**712**	Cream	1,604	2
◆	**3820**	Dark Straw	1,514	2
▼	**3706**	Medium Melon	746	1
★	**702**	Kelly Green	708	1
❖	**3801**	Very Dark Melon	528	1
X	**321**	Red	252	1
H	**666**	Bright Red	223	1
+	**498**	Dark Red	220	1
=	**895**	Very Dark Hunter Green	110	1
Z	**3705**	Dark Melon	60	1
A	**3708**	Light Melon	35	1

Skeins are estimates, with the two extra rows: the thread a stitch takes on the front and back of 18 mesh canvas, plus 30 percent, rounded up for each color.

Thread colors are approximate screen matches to DMC numbers. Check against real thread before you buy.

For your own stitching, gifts and handmade pieces you sell. Do not resell or share this PDF or copies of it.

Folk art July birthstone: ruby

Needlepoint pattern

Columns 1 to 90, rows 1 to 67. Start at the red outline

This page is the dark part of the chart



Key

- DMC 3808 — Ultra Very Dark Turquoise
- DMC 815 — Medium Garnet
- DMC 712 — Cream
- DMC 3820 — Dark Straw
- DMC 3706 — Medium Melon
- DMC 702 — Kelly Green
- DMC 3801 — Very Dark Melon
- DMC 321 — Red
- DMC 666 — Bright Red
- DMC 498 — Dark Red
- DMC 3705 — Dark Melon
- DMC 3708 — Light Melon

Folk art July birthstone: ruby

Needlepoint pattern

Columns 1 to 90, rows 68 to 126. Gray squares: charted already, do not stitch again

This page is the dark part of the chart



Key

- **DMC 3808** Ultra Very Dark Turquoise
- **DMC 712** Cream
- **DMC 3706** Medium Melon
- **DMC 3801** Very Dark Melon
- **DMC 815** Medium Garnet
- **DMC 3820** Dark Straw
- **DMC 702** Kelly Green
- **DMC 895** Very Dark Hunter Green