Folk art painted bookshelf

Needlepoint pattern | 90 x 90 stitches | 5 x 5 in (12.7 x 12.7 cm) on 18 mesh | 13 colors



How to stitch it



1. Each square is one tent stitch, up at 1, down at 2. Lines in continental, right to left, the canvas upside down for the next row; wide areas in basketweave.
2. Cut 18 in of thread. Start and end it without a knot left behind.
3. Mark the middle of the canvas. It is the outlined square on page 2, column 45, row 45 (DMC 321): start there. Count threads, not holes.
4. Go on from it: picture first, background last. Gray squares are on two pages: stitch them once.
5. Last, two more rows all round, each stitch in the color it lies beside: the opening's edge hides them.

First time? How to needlepoint: flossfield.com/needlepoint/guides/how-to-start/
How to read a chart: flossfield.com/needlepoint/guides/how-to-read-a-chart/

What you need

Canvas: blank mono canvas, 18 mesh (18 threads to the inch), cut 9.5 in square (24.1 cm).

Needle: blunt tapestry, size 22. Also masking tape for the cut edges, and small scissors.

Thread: six-strand floss, 13 colors, about 17 skeins in all (an estimate). Stitch with 4 strands (5 or 6 if canvas shows).

Fit it into a lid: the box or tray, acid-free board and backing. Measure the opening first.
How to fit it into a lid.

Thread list, DMC

			stitches	skeins
●	**3852**	Very Dark Straw	1,490	2
□	**939**	Very Dark Navy Blue	1,414	2
▲	**321**	Red	1,118	2
◆	**712**	Cream	1,076	1
▼	**780**	Ultra Very Dark Topaz	792	2
★	**676**	Light Old Gold	792	1
❖	**3809**	Very Dark Turquoise	704	1
X	**3364**	Pine Green	308	1
H	**598**	Light Turquoise	202	1
+	**3346**	Hunter Green	100	1
=	**3328**	Dark Salmon	54	1
Z	**738**	Very Light Tan	32	1
A	**815**	Medium Garnet	18	1

Skeins are estimates, with the two extra rows: the thread a stitch takes on the front and back of 18 mesh canvas, plus 30 percent, rounded up for each color.

Thread colors are approximate screen matches to DMC numbers. Check against real thread before you buy.

For your own stitching, gifts and handmade pieces you sell. Do not resell or share this PDF or copies of it.

Folk art painted bookshelf

Needlepoint pattern

Columns 1 to 49, rows 1 to 90. Start at the red outline

This page is the dark part of the chart



Key

- **DMC 3852** Very Dark Straw
- **DMC 939** Very Dark Navy Blue
- **DMC 321** Red
- **DMC 712** Cream
- **DMC 780** Ultra Very Dark Topaz
- **DMC 676** Light Old Gold
- **DMC 3809** Very Dark Turquoise
- **DMC 3364** Pine Green
- **DMC 598** Light Turquoise
- **DMC 3346** Hunter Green
- **DMC 3328** Dark Salmon
- **DMC 738** Very Light Tan
- **DMC 815** Medium Garnet

Folk art painted bookshelf Needlepoint pattern

Columns 50 to 90, rows 1 to 90. Gray squares: charted already, do not stitch again

This page is the dark part of the chart



Key

- ● **DMC 3852** Very Dark Straw
- ■ **DMC 939** Very Dark Navy Blue
- ▲ **DMC 321** Red
- ◆ **DMC 712** Cream
- ▼ **DMC 780** Ultra Very Dark Topaz
- ★ **DMC 676** Light Old Gold
- ❖ **DMC 3809** Very Dark Turquoise
- X **DMC 3364** Pine Green
- H **DMC 598** Light Turquoise
- \+ **DMC 3346** Hunter Green
- = **DMC 3328** Dark Salmon
- Z **DMC 738** Very Light Tan
- A **DMC 815** Medium Garnet