Folk art flower bouquet and bluebirds

Needlepoint pattern | 72 x 72 stitches | 4 x 4 in (10.2 x 10.2 cm) on 18 mesh | 9 colors



How to stitch it



1. Each square is one tent stitch, up at 1, down at 2. Lines in continental, right to left, the canvas upside down for the next row; wide areas in basketweave.
2. Cut 18 in of thread. Start and end it without a knot left behind.
3. Mark the middle of the canvas. It is the outlined square, column 36, row 36 (DMC 498): start there. Count threads, not holes.
4. Go on from it: picture first, background last. End the thread before crossing another color.
5. Last, two more rows all round, each stitch in the color it lies beside: the board's edge hides them.

First time? How to needlepoint: flossfield.com/needlepoint/guides/how-to-start/
How to read a chart: flossfield.com/needlepoint/guides/how-to-read-a-chart/

What you need

Canvas: blank mono canvas, 18 mesh (18 threads to the inch), cut 8.5 in square (21.6 cm).

Needle: blunt tapestry, size 22. Also masking tape for the cut edges, and small scissors.

Thread: six-strand floss, 9 colors, about 11 skeins in all (an estimate). Stitch with 4 strands (5 or 6 if canvas shows).

Make it an ornament: board, thin batting, backing fabric and twisted cord.
How to finish an ornament.

Thread list

			stitches	skeins of floss
●	**DMC ECRU**	Ecru	2,135	3
■	**DMC 522**	Fern Green	735	1
◆	**DMC 890**	Ultra Dark Pistachio Green	455	1
★	**DMC 799**	Medium Delft Blue	441	1
H	**DMC 351**	Coral	369	1
▼	**DMC 498**	Dark Red	361	1
❖	**DMC BLANC**	White	283	1
▲	**DMC 783**	Medium Topaz	256	1
X	**DMC 823**	Dark Navy Blue	149	1

Skeins are estimates, with the two extra rows: the thread a stitch takes on the front and back of 18 mesh canvas, plus 30 percent, rounded up for each color.

Thread colors are approximate screen matches to DMC numbers. Check against real thread before you buy.

For your own stitching, gifts and handmade pieces you sell. Do not resell or share this PDF or copies of it.

Folk art flower bouquet and bluebirds Needlepoint pattern

Chart: 72 x 72 stitches. Start at the red outline



Key

- ● **DMC ECRU** Ecru
- ■ **DMC 522** Fern Green
- ◆ **DMC 890** Ultra Dark Pistachio Green
- ★ **DMC 799** Medium Delft Blue
- H **DMC 351** Coral
- ▼ **DMC 498** Dark Red
- ❖ **DMC BLANC** White
- ▲ **DMC 783** Medium Topaz
- X **DMC 823** Dark Navy Blue