Folk art bowl of lemons

Needlepoint pattern | 72 x 72 stitches | 4 x 4 in (10.2 x 10.2 cm) on 18 mesh | 11 colors



How to stitch it



1. Each square is one tent stitch, up at 1, down at 2. Lines in continental, right to left, the canvas upside down for the next row; wide areas in basketweave.
2. Cut 18 in of thread. Start and end it without a knot left behind.
3. Mark the middle of the canvas. It is the outlined square, column 36, row 36 (DMC 3750): start there. Count threads, not holes.
4. Go on from it: picture first, background last. End the thread before crossing another color.
5. Last, two more rows all round in DMC 3371: the board's edge hides them.

First time? How to needlepoint: flossfield.com/needlepoint/guides/how-to-start/
How to read a chart: flossfield.com/needlepoint/guides/how-to-read-a-chart/

What you need

Canvas: blank mono canvas, 18 mesh (18 threads to the inch), cut 8.5 in square (21.6 cm).

Needle: blunt tapestry, size 22. Also masking tape for the cut edges, and small scissors.

Thread: six-strand floss, 11 colors, about 12 skeins in all (an estimate). Stitch with 4 strands (5 or 6 if canvas shows).

Make it an ornament: board, thin batting, backing fabric and twisted cord.
How to finish an ornament.

Thread list, DMC

			stitches	skeins
●	**ECRU**	Ecru	1,094	1
■	**3777**	Very Dark Terra Cotta	1,020	1
▲	**3371**	Black Brown	960	2
◆	**725**	Medium Light Topaz	560	1
▼	**782**	Dark Topaz	458	1
★	**3750**	Very Dark Antique Blue	416	1
❖	**932**	Light Antique Blue	314	1
X	**3346**	Hunter Green	148	1
H	**895**	Very Dark Hunter Green	136	1
+	**3348**	Light Yellow Green	42	1
=	**3078**	Very Light Golden Yellow	36	1

Skeins are estimates, with the two extra rows: the thread a stitch takes on the front and back of 18 mesh canvas, plus 30 percent, rounded up for each color.

Thread colors are approximate screen matches to DMC numbers. Check against real thread before you buy.

For your own stitching, gifts and handmade pieces you sell. Do not resell or share this PDF or copies of it.

Folk art bowl of lemons Needlepoint pattern

Chart: 72 x 72 stitches. Start at the red outline



Key

- **DMC ECRU** Ecru
- **DMC 3777** Very Dark Terra Cotta
- **DMC 3371** Black Brown
- **DMC 725** Medium Light Topaz
- **DMC 782** Dark Topaz
- **DMC 3750** Very Dark Antique Blue
- **DMC 932** Light Antique Blue
- **DMC 3346** Hunter Green
- **DMC 895** Very Dark Hunter Green
- **DMC 3348** Light Yellow Green
- **DMC 3078** Very Light Golden Yellow