Folk art calla lilies

Needlepoint pattern | 90 x 126 stitches | 5 x 7 in (12.7 x 17.8 cm) on 18 mesh | 14 colors



How to stitch it



1. Each square is one tent stitch, up at 1, down at 2. Lines in continental, right to left, the canvas upside down for the next row; wide areas in basketweave.
2. Cut 18 in of thread. Start and end it without a knot left behind.
3. Mark the middle of the canvas. It is the outlined square on page 2, column 45, row 63 (DMC 703): start there. Count threads, not holes.
4. Go on from it: picture first, background last. Gray squares are on two pages: stitch them once.
5. Last, two more rows all round in DMC 349: the opening's edge hides them.

First time? How to needlepoint: flossfield.com/needlepoint/guides/how-to-start/
How to read a chart: flossfield.com/needlepoint/guides/how-to-read-a-chart/

What you need

Canvas: blank mono canvas, 18 mesh (18 threads to the inch), cut 9.5 in wide x 11.5 in high (24.1 x 29.2 cm).

Needle: blunt tapestry, size 22. Also masking tape for the cut edges, and small scissors.

Thread: six-strand floss, 14 colors, about 18 skeins in all (an estimate). Stitch with 4 strands (5 or 6 if canvas shows).

Fit it into a lid: the box or tray, acid-free board and backing. Measure the opening first.
How to fit it into a lid.

Thread list, DMC

			stitches	skeins				stitches	skeins
●	**823**	Dark Navy Blue	4,091	4	X	**798**	Dark Delft Blue	488	1
■	**349**	Dark Coral	1,300	2	H	**699**	Green	376	1
▲	**351**	Coral	1,052	1	+	**815**	Medium Garnet	301	1
◆	**353**	Peach	943	1	=	**3753**	Ultra Very Light Antique Blue	257	1
▼	**BLANC**	White	826	1	Z	**3348**	Light Yellow Green	241	1
★	**743**	Medium Yellow	763	1	A	**312**	Very Dark Baby Blue	120	1
❖	**703**	Chartreuse	495	1	V	**783**	Medium Topaz	87	1

Skeins are estimates, with the two extra rows: the thread a stitch takes on the front and back of 18 mesh canvas, plus 30 percent, rounded up for each color.

Thread colors are approximate screen matches to DMC numbers. Check against real thread before you buy.

For your own stitching, gifts and handmade pieces you sell. Do not resell or share this PDF or copies of it.

Folk art calla lilies

Needlepoint pattern

Columns 1 to 90, rows 1 to 67. Start at the red outline

This page is the dark part of the chart



Key

- DMC 823 Dark Navy Blue
- DMC 349 Dark Coral
- DMC 351 Coral
- DMC 353 Peach
- DMC BLANC White
- DMC 743 Medium Yellow
- DMC 703 Chartreuse
- DMC 699 Green
- DMC 815 Medium Garnet
- DMC 3753 Ultra Very Light Antique Blue
- DMC 3348 Light Yellow Green
- DMC 312 Very Dark Baby Blue
- DMC 783 Medium Topaz

Folk art calla lilies

Needlepoint pattern

Columns 1 to 90, rows 68 to 126. Gray squares: charted already, do not stitch again

This page is the dark part of the chart



Key

- **DMC 823** Dark Navy Blue
- **DMC 349** Dark Coral
- **DMC 351** Coral
- **DMC 353** Peach
- **DMC BLANC** White
- **DMC 743** Medium Yellow
- **DMC 703** Chartreuse
- **DMC 798** Dark Delft Blue
- **DMC 699** Green
- **DMC 815** Medium Garnet
- **DMC 3753** Ultra Very Light Antique Blue
- **DMC 3348** Light Yellow Green
- **DMC 312** Very Dark Baby Blue