Folk art cassette tape quilt

Needlepoint pattern | 104 x 104 stitches | 8 x 8 in (20.3 x 20.3 cm) on 13 mesh | 18 colors



How to stitch it



1. Each square is one tent stitch, up at 1, down at 2. Lines in continental, right to left, the canvas upside down for the next row; wide areas in basketweave.
2. Cut 18 in of thread. Start and end it without a knot left behind.
3. Mark the middle of the canvas. It is the outlined square on page 2, column 52, row 52 (DMC 312): start there. Count threads, not holes.
4. Go on from it: picture first, background last. Gray squares are on two pages: stitch them once.
5. Last, two more rows all round in DMC 3777: the seam hides them.

First time? How to needlepoint: flossfield.com/needlepoint/guides/how-to-start/
How to read a chart: flossfield.com/needlepoint/guides/how-to-read-a-chart/

What you need

Canvas: blank mono canvas, 13 mesh (13 threads to the inch), cut 12.5 in square (31.8 cm).

Needle: blunt tapestry, size 20. Also masking tape for the cut edges, and small scissors.

Thread: six-strand floss, 18 colors, about 29 skeins in all (an estimate). Stitch with 7 strands (8 if canvas shows).

Make it a pillow: backing fabric, an insert the size of the stitching or an inch larger, and cord or piping for the edge. How to finish a pillow.

Thread list, DMC

			stitches	skeins
●	336	Navy Blue	2,012	3
■	3777	Very Dark Terra Cotta	1,944	5
▲	3823	Ultra Pale Yellow	1,418	3
◆	738	Very Light Tan	1,056	2
▼	347	Very Dark Salmon	988	2
★	783	Medium Topaz	888	2
❖	939	Very Dark Navy Blue	640	1
X	3766	Light Peacock Blue	384	1
H	3731	Very Dark Dusty Rose	314	1
+	989	Forest Green	260	1
=	3347	Medium Yellow Green	258	1
Z	3808	Ultra Very Dark Turquoise	160	1
A	3328	Dark Salmon	132	1
V	3820	Dark Straw	90	1
T	312	Very Dark Baby Blue	84	1
N	938	Ultra Dark Coffee Brown	76	1
S	815	Medium Garnet	68	1
K	780	Ultra Very Dark Topaz	44	1

Skeins are estimates, with the two extra rows: the thread a stitch takes on the front and back of 13 mesh canvas, plus 30 percent, rounded up for each color.

Thread colors are approximate screen matches to DMC numbers. Check against real thread before you buy.

For your own stitching, gifts and handmade pieces you sell. Do not resell or share this PDF or copies of it.

Folk art cassette tape quilt

Needlepoint pattern

Columns 1 to 56, rows 1 to 104. Start at the red outline

This page is the dark part of the chart

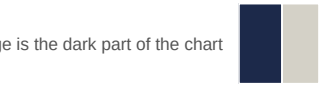



Key

- **DMC 336** Navy Blue
- **DMC 3777** Very Dark Terra Cotta
- **DMC 3823** Ultra Pale Yellow
- **DMC 738** Very Light Tan
- **DMC 347** Very Dark Salmon
- **DMC 783** Medium Topaz
- **DMC 939** Very Dark Navy Blue
- **DMC 3766** Light Peacock Blue
- **DMC 3731** Very Dark Dusty Rose
- **DMC 989** Forest Green
- **DMC 3347** Medium Yellow Green
- **DMC 3808** Ultra Very Dark Turquoise
- **DMC 3328** Dark Salmon
- **DMC 3820** Dark Straw
- **DMC 312** Very Dark Baby Blue
- **DMC 938** Ultra Dark Coffee Brown
- **DMC 815** Medium Garnet
- **DMC 780** Ultra Very Dark Topaz

Folk art cassette tape quilt Needlepoint pattern

Columns 57 to 104, rows 1 to 104. Gray squares: charted already, do not stitch again

This page is the dark part of the chart



Key

- DMC 336 Navy Blue
- DMC 3777 Very Dark Terra Cotta
- DMC 3823 Ultra Pale Yellow
- DMC 738 Very Light Tan
- DMC 347 Very Dark Salmon
- DMC 783 Medium Topaz
- DMC 939 Very Dark Navy Blue
- DMC 3766 Light Peacock Blue
- DMC 3731 Very Dark Dusty Rose
- DMC 989 Forest Green
- DMC 3347 Medium Yellow Green
- DMC 3808 Ultra Very Dark Turquoise
- DMC 3328 Dark Salmon
- DMC 3820 Dark Straw
- DMC 938 Ultra Dark Coffee Brown
- DMC 815 Medium Garnet
- DMC 780 Ultra Very Dark Topaz