Folk art castle with birds and flowers

Needlepoint pattern | 90 x 90 stitches | 5 x 5 in (12.7 x 12.7 cm) on 18 mesh | 14 colors



How to stitch it



1. Each square is one tent stitch, up at 1, down at 2. Lines in continental, right to left, the canvas upside down for the next row; wide areas in basketweave.
2. Cut 18 in of thread. Start and end it without a knot left behind.
3. Mark the middle of the canvas. It is the outlined square on page 2, column 45, row 45 (DMC 3350): start there. Count threads, not holes.
4. Go on from it: picture first, background last. Gray squares are on two pages: stitch them once.
5. Last, two more rows all round, each stitch in the color it lies beside: the opening's edge hides them.

First time? How to needlepoint: flossfield.com/needlepoint/guides/how-to-start/
How to read a chart: flossfield.com/needlepoint/guides/how-to-read-a-chart/

What you need

Canvas: blank mono canvas, 18 mesh (18 threads to the inch), cut 9.5 in square (24.1 cm).

Needle: blunt tapestry, size 22. Also masking tape for the cut edges, and small scissors.

Thread: six-strand floss, 14 colors, about 16 skeins in all (an estimate). Stitch with 4 strands (5 or 6 if canvas shows).

Fit it into a lid: the box or tray, acid-free board and backing. Measure the opening first.
How to fit it into a lid.

Thread list, DMC

			stitches	skeins
●	739	Ultra Very Light Tan	2,424	3
□	350	Medium Coral	920	1
▲	742	Light Tangerine	874	1
◆	988	Medium Forest Green	768	1
▼	797	Royal Blue	546	1
★	986	Very Dark Forest Green	540	1
❖	820	Very Dark Royal Blue	482	1
X	712	Cream	468	1
H	3733	Dusty Rose	306	1
+	3348	Light Yellow Green	302	1
=	3350	Ultra Dark Dusty Rose	186	1
Z	799	Medium Delft Blue	156	1
A	816	Garnet	96	1
V	741	Medium Tangerine	32	1

Skeins are estimates, with the two extra rows: the thread a stitch takes on the front and back of 18 mesh canvas, plus 30 percent, rounded up for each color.

Thread colors are approximate screen matches to DMC numbers. Check against real thread before you buy.

For your own stitching, gifts and handmade pieces you sell. Do not resell or share this PDF or copies of it.

Folk art castle with birds and flowers

Needlepoint pattern

Columns 1 to 49, rows 1 to 90. Start at the red outline

This page is the dark part of the chart



Key

- ● **DMC 739** Ultra Very Light Tan
- ■ **DMC 350** Medium Coral
- ▲ **DMC 742** Light Tangerine
- ◆ **DMC 988** Medium Forest Green
- ▼ **DMC 797** Royal Blue
- ★ **DMC 986** Very Dark Forest Green
- ❖ **DMC 820** Very Dark Royal Blue
- X **DMC 712** Cream
- H **DMC 3733** Dusty Rose
- \+ **DMC 3348** Light Yellow Green
- = **DMC 3350** Ultra Dark Dusty Rose
- Z **DMC 799** Medium Delft Blue
- A **DMC 816** Garnet
- V **DMC 741** Medium Tangerine

Folk art castle with birds and flowers

Needlepoint pattern

Columns 50 to 90, rows 1 to 90. Gray squares: charted already, do not stitch again

This page is the dark part of the chart



Key

- ● **DMC 739** Ultra Very Light Tan
- ■ **DMC 350** Medium Coral
- ▲ **DMC 742** Light Tangerine
- ◆ **DMC 988** Medium Forest Green
- ▼ **DMC 797** Royal Blue
- ★ **DMC 986** Very Dark Forest Green
- ❖ **DMC 820** Very Dark Royal Blue
- X **DMC 712** Cream
- H **DMC 3733** Dusty Rose
- \+ **DMC 3348** Light Yellow Green
- = **DMC 3350** Ultra Dark Dusty Rose
- Z **DMC 799** Medium Delft Blue
- A **DMC 816** Garnet
- V **DMC 741** Medium Tangerine