Folk art coins on a money tree

Needlepoint pattern | 90 x 126 stitches | 5 x 7 in (12.7 x 17.8 cm) on 18 mesh | 12 colors



How to stitch it



1. Each square is one tent stitch, up at 1, down at 2. Lines in continental, right to left, the canvas upside down for the next row; wide areas in basketweave.
2. Cut 18 in of thread. Start and end it without a knot left behind.
3. Mark the middle of the canvas. It is the outlined square on page 2, column 45, row 63 (DMC 3848): start there. Count threads, not holes.
4. Go on from it: picture first, background last. Gray squares are on two pages: stitch them once.
5. When it is done, block it square.

First time? How to needlepoint: flossfield.com/needlepoint/guides/how-to-start/
How to read a chart: flossfield.com/needlepoint/guides/how-to-read-a-chart/

What you need

Canvas: blank mono canvas, 18 mesh (18 threads to the inch), cut 9 in wide x 11 in high (22.9 x 27.9 cm).

Needle: blunt tapestry, size 22. Also masking tape for the cut edges, and small scissors.

Thread: six-strand floss, 12 colors, about 14 skeins in all (an estimate). Stitch with 4 strands (5 or 6 if canvas shows).

Frame it: acid-free board and a frame. How to frame needlepoint.

Thread list, DMC

			stitches	skeins
●	**823**	Dark Navy Blue	3,300	3
■	**321**	Red	1,134	1
▲	**712**	Cream	1,098	1
◆	**3848**	Medium Teal Green	1,038	1
▼	**3847**	Dark Teal Green	1,028	1
★	**783**	Medium Topaz	978	1
❖	**780**	Ultra Very Dark Topaz	822	1
X	**3822**	Light Straw	682	1
H	**3849**	Light Teal Green	634	1
+	**3820**	Dark Straw	544	1
=	**498**	Dark Red	74	1
Z	**939**	Very Dark Navy Blue	8	1

Skeins are estimates: the thread a stitch takes on the front and back of 18 mesh canvas, plus 30 percent, rounded up for each color.
Thread colors are approximate screen matches to DMC numbers. Check against real thread before you buy.
For your own stitching, gifts and handmade pieces you sell. Do not resell or share this PDF or copies of it.

Folk art coins on a money tree

Needlepoint pattern

Columns 1 to 90, rows 1 to 67. Start at the red outline

This page is the dark part of the chart



Key

- DMC 823 Dark Navy Blue
- DMC 321 Red
- DMC 712 Cream
- DMC 3848 Medium Teal Green
- DMC 3847 Dark Teal Green
- DMC 783 Medium Topaz
- DMC 780 Ultra Very Dark Topaz
- DMC 3822 Light Straw
- DMC 3849 Light Teal Green
- DMC 3820 Dark Straw
- DMC 498 Dark Red

Folk art coins on a money tree

Needlepoint pattern

Columns 1 to 90, rows 68 to 126. Gray squares: charted already, do not stitch again

This page is the dark part of the chart



Key

- **DMC 823** Dark Navy Blue
- **DMC 321** Red
- **DMC 712** Cream
- **DMC 3848** Medium Teal Green
- **DMC 3847** Dark Teal Green
- **DMC 783** Medium Topaz
- **DMC 780** Ultra Very Dark Topaz
- **DMC 3822** Light Straw
- **DMC 3849** Light Teal Green
- **DMC 3820** Dark Straw
- **DMC 498** Dark Red
- **DMC 939** Very Dark Navy Blue