Folk art cottage with birds and tulips

Needlepoint pattern | 140 x 140 stitches | 14 x 14 in (35.6 x 35.6 cm) on 10 mesh | 14 colors



How to stitch it



1. Each square is one tent stitch, up at 1, down at 2. Lines in continental, right to left, the canvas upside down for the next row; wide areas in basketweave.
2. Cut 18 in of thread. Start and end it without a knot left behind.
3. Mark the middle of the canvas. It is the outlined square on page 2, column 70, row 70 (DMC 712): start there. Count threads, not holes.
4. Go on from it: picture first, background last. Gray squares are on two pages: stitch them once.
5. Last, two more rows all round in DMC 817: the seam hides them.

First time? How to needlepoint: flossfield.com/needlepoint/guides/how-to-start/
How to read a chart: flossfield.com/needlepoint/guides/how-to-read-a-chart/

What you need

Canvas: blank mono canvas, 10 mesh (10 threads to the inch), cut 18.5 in square (47 cm).

Needle: blunt tapestry, size 18. Also masking tape for the cut edges, and small scissors.

Thread: pearl cotton size 3, 14 colors, about 39 skeins in all (an estimate). Stitch with 2 lengths together.

Make it a pillow: backing fabric, an insert the size of the stitching or an inch larger, and cord or piping for the edge. How to finish a pillow.

Thread list, DMC

			stitches	skeins
●	**712**	Cream	4,596	7
□	**311**	Medium Navy Blue	3,852	6
△	**350**	Medium Coral	2,880	5
◆	**581**	Moss Green	2,262	4
▽	**817**	Very Dark Coral Red	1,620	5
★	**783**	Medium Topaz	1,370	3
❖	**3346**	Hunter Green	970	2
X	**3822**	Light Straw	438	1
H	**352**	Light Coral	378	1
+	**3808**	Ultra Very Dark Turquoise	362	1
=	**3348**	Light Yellow Green	332	1
Z	**782**	Dark Topaz	276	1
A	**598**	Light Turquoise	196	1
V	**3809**	Very Dark Turquoise	68	1

Skeins are estimates, with the two extra rows: the thread a stitch takes on the front and back of 10 mesh canvas, plus 30 percent, rounded up for each color.

Thread colors are approximate screen matches to DMC numbers. Check against real thread before you buy.

For your own stitching, gifts and handmade pieces you sell. Do not resell or share this PDF or copies of it.

Folk art cottage with birds and tulips

Needlepoint pattern

Columns 1 to 74, rows 1 to 74. Start at the red outline

This page is the dark part of the chart



Key

- ● **DMC 712** Cream
- ■ **DMC 311** Medium Navy Blue
- ▲ **DMC 350** Medium Coral
- ◆ **DMC 581** Moss Green
- ▼ **DMC 817** Very Dark Coral Red
- ★ **DMC 783** Medium Topaz
- ❖ **DMC 3346** Hunter Green
- X **DMC 3822** Light Straw
- H **DMC 352** Light Coral
- \+ **DMC 3808** Ultra Very Dark Turquoise
- = **DMC 3348** Light Yellow Green
- Z **DMC 782** Dark Topaz
- A **DMC 598** Light Turquoise
- V **DMC 3809** Very Dark Turquoise

Folk art cottage with birds and tulips Needlepoint pattern

Columns 75 to 140, rows 1 to 74. Gray squares: charted already, do not stitch again

This page is the dark part of the chart



Key

- ● **DMC 712** Cream
- ■ **DMC 311** Medium Navy Blue
- ▲ **DMC 350** Medium Coral
- ◆ **DMC 581** Moss Green
- ▼ **DMC 817** Very Dark Coral Red
- ★ **DMC 783** Medium Topaz
- ❖ **DMC 3346** Hunter Green
- X **DMC 3822** Light Straw
- H **DMC 352** Light Coral
- \+ **DMC 3808** Ultra Very Dark Turquoise
- = **DMC 3348** Light Yellow Green
- Z **DMC 782** Dark Topaz
- A **DMC 598** Light Turquoise
- V **DMC 3809** Very Dark Turquoise

Folk art cottage with birds and tulips Needlepoint pattern

Columns 1 to 74, rows 75 to 140. Gray squares: charted already, do not stitch again

This page is the dark part of the chart



Key

- ● **DMC 712** Cream
- ■ **DMC 311** Medium Navy Blue
- ▲ **DMC 350** Medium Coral
- ◆ **DMC 581** Moss Green
- ▼ **DMC 817** Very Dark Coral Red
- ★ **DMC 783** Medium Topaz
- ❖ **DMC 3346** Hunter Green
- X **DMC 3822** Light Straw
- \+ **DMC 3808** Ultra Very Dark Turquoise
- = **DMC 3348** Light Yellow Green
- Z **DMC 782** Dark Topaz
- A **DMC 598** Light Turquoise

Folk art cottage with birds and tulips Needlepoint pattern

Columns 75 to 140, rows 75 to 140. Gray squares: charted already, do not stitch again

This page is the dark part of the chart



Key

- ● **DMC 712** Cream
- ■ **DMC 311** Medium Navy Blue
- ▲ **DMC 350** Medium Coral
- ◆ **DMC 581** Moss Green
- ▼ **DMC 817** Very Dark Coral Red
- ★ **DMC 783** Medium Topaz
- ❖ **DMC 3346** Hunter Green
- X **DMC 3822** Light Straw
- \+ **DMC 3808** Ultra Very Dark Turquoise
- = **DMC 3348** Light Yellow Green
- Z **DMC 782** Dark Topaz
- A **DMC 598** Light Turquoise