Folk art cypress trees and birds

Needlepoint pattern | 140 x 140 stitches | 14 x 14 in (35.6 x 35.6 cm) on 10 mesh | 13 colors



How to stitch it



1. Each square is one tent stitch, up at 1, down at 2. Lines in continental, right to left, the canvas upside down for the next row; wide areas in basketweave.
2. Cut 18 in of thread. Start and end it without a knot left behind.
3. Mark the middle of the canvas. It is the outlined square on page 2, column 70, row 70 (DMC 704): start there. Count threads, not holes.
4. Go on from it: picture first, background last. Gray squares are on two pages: stitch them once.
5. Last, two more rows all round in DMC 823: the seam hides them.

First time? How to needlepoint: flossfield.com/needlepoint/guides/how-to-start/
How to read a chart: flossfield.com/needlepoint/guides/how-to-read-a-chart/

What you need

Canvas: blank mono canvas, 10 mesh (10 threads to the inch), cut 18.5 in square (47 cm).

Needle: blunt tapestry, size 18. Also masking tape for the cut edges, and small scissors.

Thread: pearl cotton size 3, 13 colors, about 39 skeins in all (an estimate). Stitch with 2 lengths together.

Make it a pillow: backing fabric, an insert the size of the stitching or an inch larger, and cord or piping for the edge. How to finish a pillow.

Thread list, DMC

			stitches	skeins
●	823	Dark Navy Blue	5,802	11
■	3820	Dark Straw	4,258	7
▲	347	Very Dark Salmon	2,532	4
◆	712	Cream	2,052	4
▼	704	Bright Chartreuse	1,570	3
★	500	Very Dark Blue Green	942	2
❖	992	Light Aquamarine	702	2
X	352	Light Coral	554	1
H	3847	Dark Teal Green	504	1
+	334	Medium Baby Blue	332	1
=	801	Dark Coffee Brown	190	1
Z	434	Light Brown	84	1
A	743	Medium Yellow	78	1

Skeins are estimates, with the two extra rows: the thread a stitch takes on the front and back of 10 mesh canvas, plus 30 percent, rounded up for each color.

Thread colors are approximate screen matches to DMC numbers. Check against real thread before you buy.

For your own stitching, gifts and handmade pieces you sell. Do not resell or share this PDF or copies of it.

Folk art cypress trees and birds

Needlepoint pattern

Columns 1 to 74, rows 1 to 74. Start at the red outline

This page is the dark part of the chart



Key

- **DMC 823** Dark Navy Blue
- **DMC 3820** Dark Straw
- **DMC 347** Very Dark Salmon
- **DMC 712** Cream
- **DMC 704** Bright Chartreuse
- **DMC 500** Very Dark Blue Green
- **DMC 992** Light Aquamarine
- **DMC 352** Light Coral
- **DMC 3847** Dark Teal Green
- **DMC 334** Medium Baby Blue
- **DMC 743** Medium Yellow

Folk art cypress trees and birds

Needlepoint pattern

Columns 75 to 140, rows 1 to 74. Gray squares: charted already, do not stitch again

This page is the dark part of the chart



Key

- **DMC 823** Dark Navy Blue
- **DMC 3820** Dark Straw
- **DMC 347** Very Dark Salmon
- **DMC 712** Cream
- **DMC 704** Bright Chartreuse
- **DMC 500** Very Dark Blue Green
- **DMC 992** Light Aquamarine
- **DMC 352** Light Coral
- **DMC 3847** Dark Teal Green
- **DMC 334** Medium Baby Blue
- **DMC 743** Medium Yellow

Folk art cypress trees and birds

Needlepoint pattern

Columns 1 to 74, rows 75 to 140. Gray squares: charted already, do not stitch again

This page is the dark part of the chart



Key

- **DMC 823** Dark Navy Blue
- **DMC 3820** Dark Straw
- **DMC 347** Very Dark Salmon
- **DMC 712** Cream
- **DMC 704** Bright Chartreuse
- **DMC 500** Very Dark Blue Green
- **DMC 992** Light Aquamarine
- **DMC 352** Light Coral
- **DMC 3847** Dark Teal Green
- **DMC 801** Dark Coffee Brown
- **DMC 434** Light Brown

Folk art cypress trees and birds Needlepoint pattern

Columns 75 to 140, rows 75 to 140. Gray squares: charted already, do not stitch again

This page is the dark part of the chart



Key

- **DMC 823** Dark Navy Blue
- **DMC 3820** Dark Straw
- **DMC 347** Very Dark Salmon
- **DMC 712** Cream
- **DMC 704** Bright Chartreuse
- **DMC 500** Very Dark Blue Green
- **DMC 992** Light Aquamarine
- **DMC 352** Light Coral
- **DMC 3847** Dark Teal Green
- **DMC 801** Dark Coffee Brown
- **DMC 434** Light Brown