Folk art dog bone with tulips

Needlepoint pattern | 90 x 126 stitches | 5 x 7 in (12.7 x 17.8 cm) on 18 mesh | 13 colors



How to stitch it



1. Each square is one tent stitch, up at 1, down at 2. Lines in continental, right to left, the canvas upside down for the next row; wide areas in basketweave.
2. Cut 18 in of thread. Start and end it without a knot left behind.
3. Mark the middle of the canvas. It is the outlined square on page 2, column 45, row 63 (DMC 321): start there. Count threads, not holes.
4. Go on from it: picture first, background last. Gray squares are on two pages: stitch them once.
5. When it is done, block it square.

First time? How to needlepoint: flossfield.com/needlepoint/guides/how-to-start/
How to read a chart: flossfield.com/needlepoint/guides/how-to-read-a-chart/

What you need

Canvas: blank mono canvas, 18 mesh (18 threads to the inch), cut 9 in wide x 11 in high (22.9 x 27.9 cm).

Needle: blunt tapestry, size 22. Also masking tape for the cut edges, and small scissors.

Thread: six-strand floss, 13 colors, about 17 skeins in all (an estimate). Stitch with 4 strands (5 or 6 if canvas shows).

Frame it: acid-free board and a frame.
How to frame needlepoint.

Thread list, DMC

			stitches	skeins
●	**939**	Very Dark Navy Blue	3,726	3
■	**321**	Red	2,534	2
▲	**712**	Cream	1,426	2
◆	**702**	Kelly Green	870	1
▼	**3705**	Dark Melon	504	1
★	**699**	Green	502	1
❖	**921**	Copper	488	1
X	**3326**	Light Rose	304	1
H	**3820**	Dark Straw	284	1
+	**3853**	Dark Autumn Gold	272	1
=	**738**	Very Light Tan	238	1
Z	**300**	Very Dark Mahogany	140	1
A	**3371**	Black Brown	52	1

Skeins are estimates: the thread a stitch takes on the front and back of 18 mesh canvas, plus 30 percent, rounded up for each color.
Thread colors are approximate screen matches to DMC numbers. Check against real thread before you buy.
For your own stitching, gifts and handmade pieces you sell. Do not resell or share this PDF or copies of it.

Folk art dog bone with tulips

Needlepoint pattern

Columns 1 to 90, rows 1 to 67. Start at the red outline

This page is the dark part of the chart



Key

- **DMC 939** Very Dark Navy Blue
- **DMC 321** Red
- **DMC 712** Cream
- **DMC 702** Kelly Green
- **DMC 3705** Dark Melon
- **DMC 699** Green
- **X** **DMC 3326** Light Rose
- **H** **DMC 3820** Dark Straw
- **=** **DMC 738** Very Light Tan

Folk art dog bone with tulips

Needlepoint pattern

Columns 1 to 90, rows 68 to 126. Gray squares: charted already, do not stitch again

This page is the dark part of the chart



Key

- **DMC 939** Very Dark Navy Blue
- **DMC 321** Red
- **DMC 712** Cream
- **DMC 702** Kelly Green
- **DMC 3705** Dark Melon
- **DMC 699** Green
- **DMC 921** Copper
- **DMC 3326** Light Rose
- **H** **DMC 3820** Dark Straw
- **DMC 3853** Dark Autumn Gold
- **DMC 738** Very Light Tan
- **Z** **DMC 300** Very Dark Mahogany
- **A** **DMC 3371** Black Brown