Folk art doves

Needlepoint pattern | 90 x 90 stitches | 5 x 5 in (12.7 x 12.7 cm) on 18 mesh | 15 colors



How to stitch it



1. Each square is one tent stitch, up at 1, down at 2. Lines in continental, right to left, the canvas upside down for the next row; wide areas in basketweave.
2. Cut 18 in of thread. Start and end it without a knot left behind.
3. Mark the middle of the canvas. It is the outlined square on page 2, column 45, row 45 (DMC 815): start there. Count threads, not holes.
4. Go on from it: picture first, background last. Gray squares are on two pages: stitch them once.
5. Last, two more rows all round in DMC 939: the opening's edge hides them.

First time? How to needlepoint: flossfield.com/needlepoint/guides/how-to-start/
How to read a chart: flossfield.com/needlepoint/guides/how-to-read-a-chart/

What you need

Canvas: blank mono canvas, 18 mesh (18 threads to the inch), cut 9.5 in square (24.1 cm).

Needle: blunt tapestry, size 22. Also masking tape for the cut edges, and small scissors.

Thread: six-strand floss, 15 colors, about 17 skeins in all (an estimate). Stitch with 4 strands (5 or 6 if canvas shows).

Fit it into a lid: the box or tray, acid-free board and backing. Measure the opening first.
How to fit it into a lid.

Thread list, DMC

			stitches	skeins
●	815	Medium Garnet	1,754	2
■	939	Very Dark Navy Blue	1,222	2
▲	501	Dark Blue Green	888	1
◆	712	Cream	772	1
▼	503	Medium Blue Green	702	1
★	3822	Light Straw	566	1
❖	760	Salmon	508	1
X	783	Medium Topaz	452	1
H	3328	Dark Salmon	362	1
+	931	Medium Antique Blue	332	1
=	932	Light Antique Blue	134	1
Z	3752	Very Light Antique Blue	124	1
A	225	Ultra Very Light Shell Pink	114	1
V	3766	Light Peacock Blue	94	1
T	747	Very Light Sky Blue	76	1

Skeins are estimates, with the two extra rows: the thread a stitch takes on the front and back of 18 mesh canvas, plus 30 percent, rounded up for each color.

Thread colors are approximate screen matches to DMC numbers. Check against real thread before you buy.

For your own stitching, gifts and handmade pieces you sell. Do not resell or share this PDF or copies of it.

Folk art doves

Needlepoint pattern

Columns 1 to 49, rows 1 to 90. Start at the red outline

This page is the dark part of the chart



Key

- **DMC 815** Medium Garnet
- **DMC 939** Very Dark Navy Blue
- **DMC 501** Dark Blue Green
- **DMC 712** Cream
- **DMC 503** Medium Blue Green
- **DMC 3822** Light Straw
- **DMC 760** Salmon
- **DMC 783** Medium Topaz
- **DMC 3328** Dark Salmon
- **DMC 931** Medium Antique Blue
- **DMC 932** Light Antique Blue
- **DMC 3752** Very Light Antique Blue
- **DMC 225** Ultra Very Light Shell Pink
- **DMC 3766** Light Peacock Blue
- **DMC 747** Very Light Sky Blue

Folk art doves Needlepoint pattern

Columns 50 to 90, rows 1 to 90. Gray squares: charted already, do not stitch again

This page is the dark part of the chart



Key

- **DMC 815** Medium Garnet
- **DMC 939** Very Dark Navy Blue
- **DMC 501** Dark Blue Green
- **DMC 712** Cream
- **DMC 503** Medium Blue Green
- **DMC 3822** Light Straw
- **DMC 760** Salmon
- **DMC 783** Medium Topaz
- **DMC 3328** Dark Salmon
- **DMC 931** Medium Antique Blue
- **DMC 932** Light Antique Blue
- **DMC 3752** Very Light Antique Blue
- **DMC 225** Ultra Very Light Shell Pink
- **DMC 766** Light Peacock Blue
- **DMC 747** Very Light Sky Blue